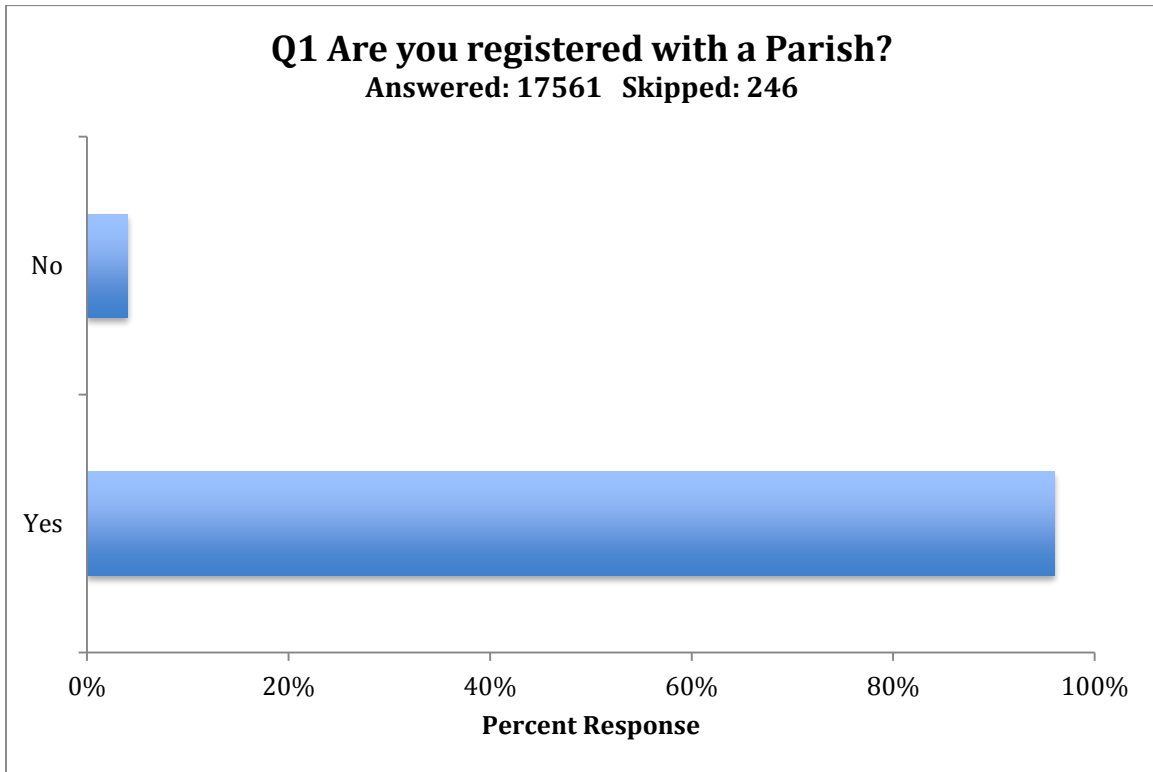


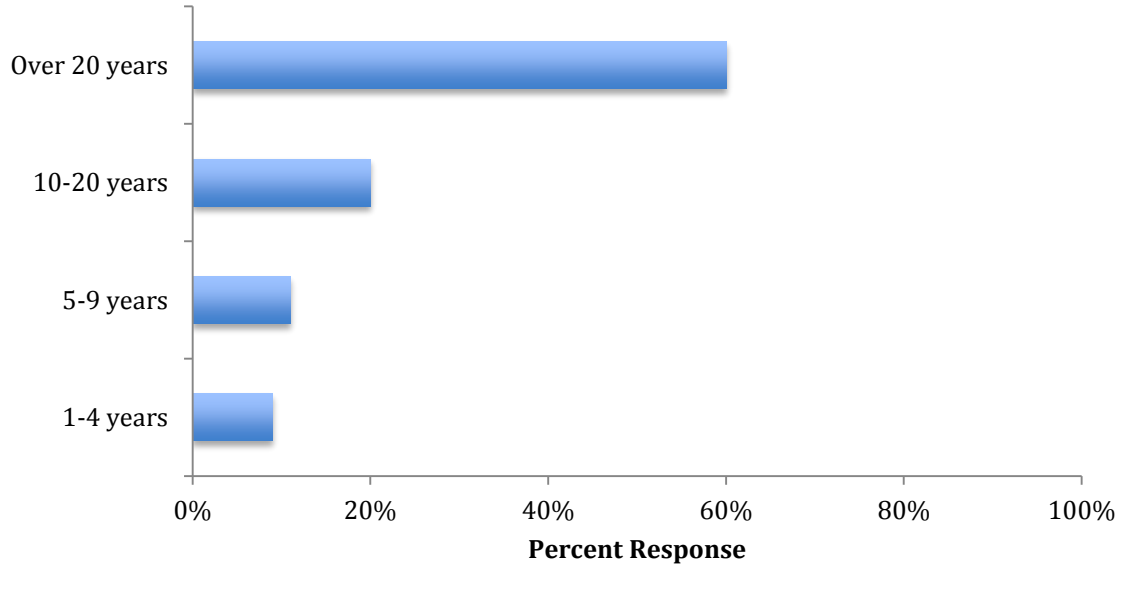
**Archdiocese of Hartford  
Your Voice Counts Survey  
Combined Data for Completed Paper and Digital Surveys  
(English, Spanish and Polish)**



| <b>Answer Choices</b> | <b>Responses</b> | <b>Response Totals</b> |
|-----------------------|------------------|------------------------|
| No                    | 4%               | 737                    |
| Yes                   | 96%              | 16,824                 |
| <b>Total</b>          | <b>100%</b>      | <b>17,561</b>          |

**Q2 How long have you been a member of your Parish?**

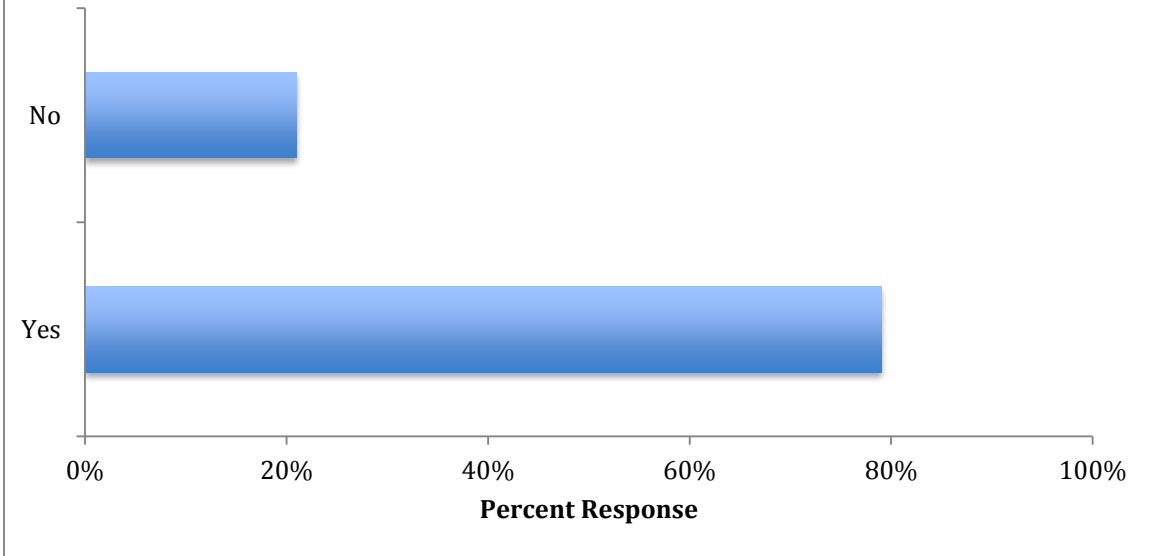
Answered: 16580 Skipped: 1227



| <b>Answer Choices</b> | <b>Responses</b> | <b>Response Totals</b> |
|-----------------------|------------------|------------------------|
| Over 20 years         | 60%              | 9,907                  |
| 10-20 years           | 20%              | 3,381                  |
| 5-9 years             | 11%              | 1,771                  |
| 1-4 years             | 9%               | 1,521                  |
| <b>Total</b>          | <b>100%</b>      | <b>17,561</b>          |

**Q3 Do you feel that Church-sponsored youth programs are having a positive impact on the development of young Catholics?**

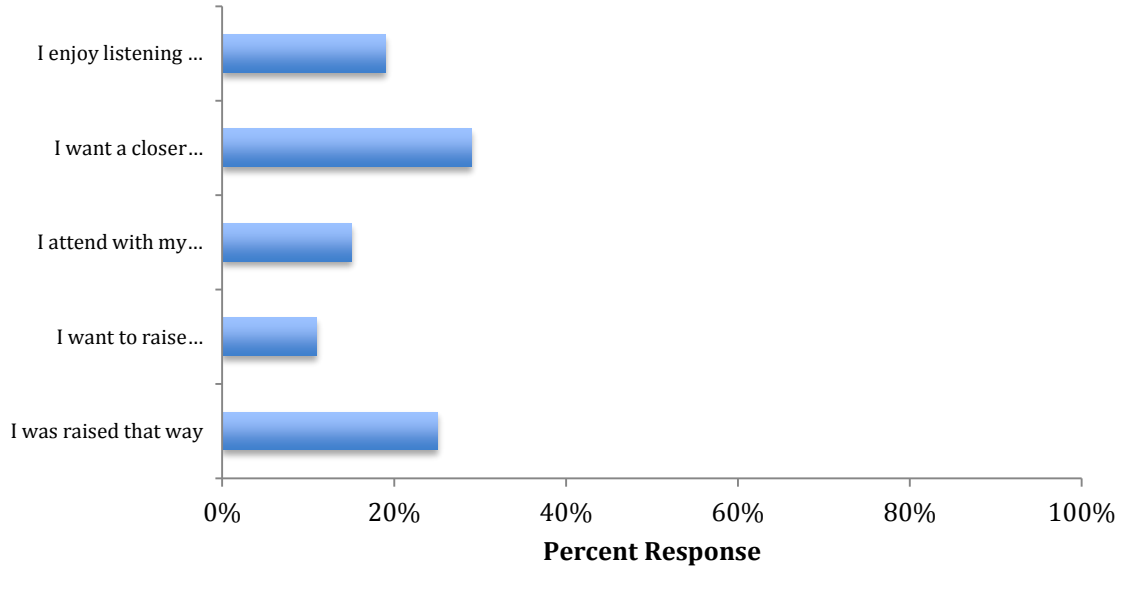
Answered: 16606 Skipped: 1201



| <b>Answer Choices</b> | <b>Responses</b> | <b>Response Totals</b> |
|-----------------------|------------------|------------------------|
| No                    | 21%              | 1,201                  |
| Yes                   | 79%              | 16,606                 |
| <b>Total</b>          | <b>100%</b>      | <b>17,807</b>          |

**Q4 What is your motivation for attending Mass? (Please select all that apply)**

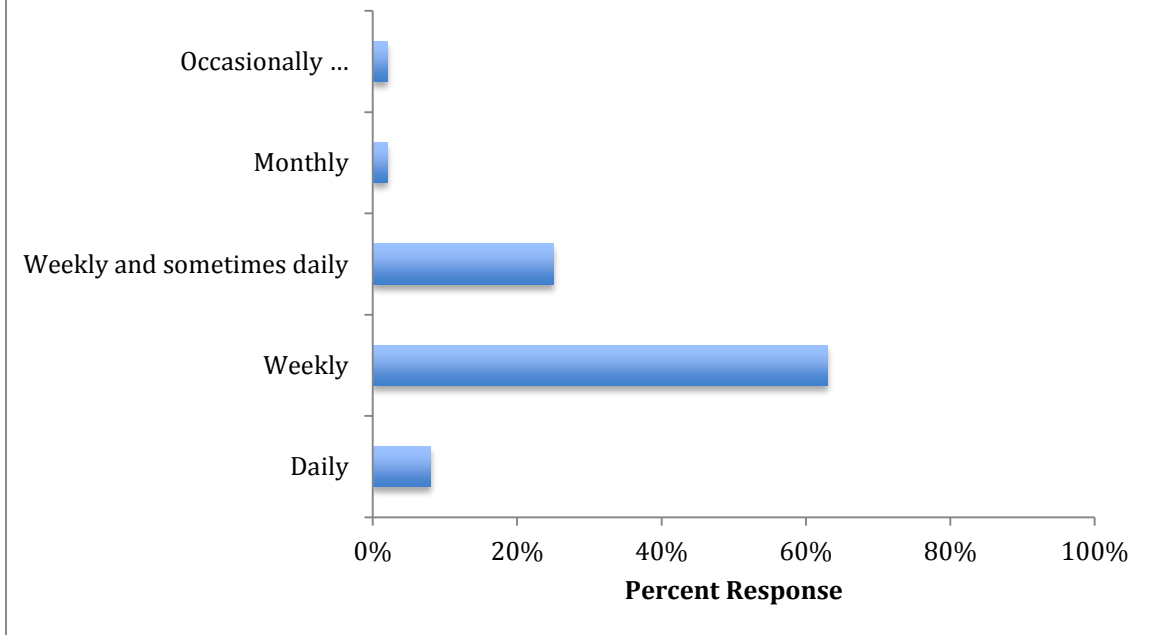
Answered:17206 Skipped: 601



| <b>Answer Choices</b>                            | <b>Responses</b> | <b>Response Totals</b> |
|--|------------------|------------------------|
| I enjoy listening to great sermons and homilies  | 19%              | 9,889                  |
| I want a closer relationship with God            | 29%              | 15,028                 |
| I attend with my significant other and/or family | 15%              | 7,803                  |
| I want to raise my children as Catholic          | 11%              | 5,882                  |
| I was raised that way                            | 25%              | 12,746                 |
| <b>Total</b>                                     | <b>100%</b>      | <b>51,348</b>          |

### Q5 How often do you attend Mass?

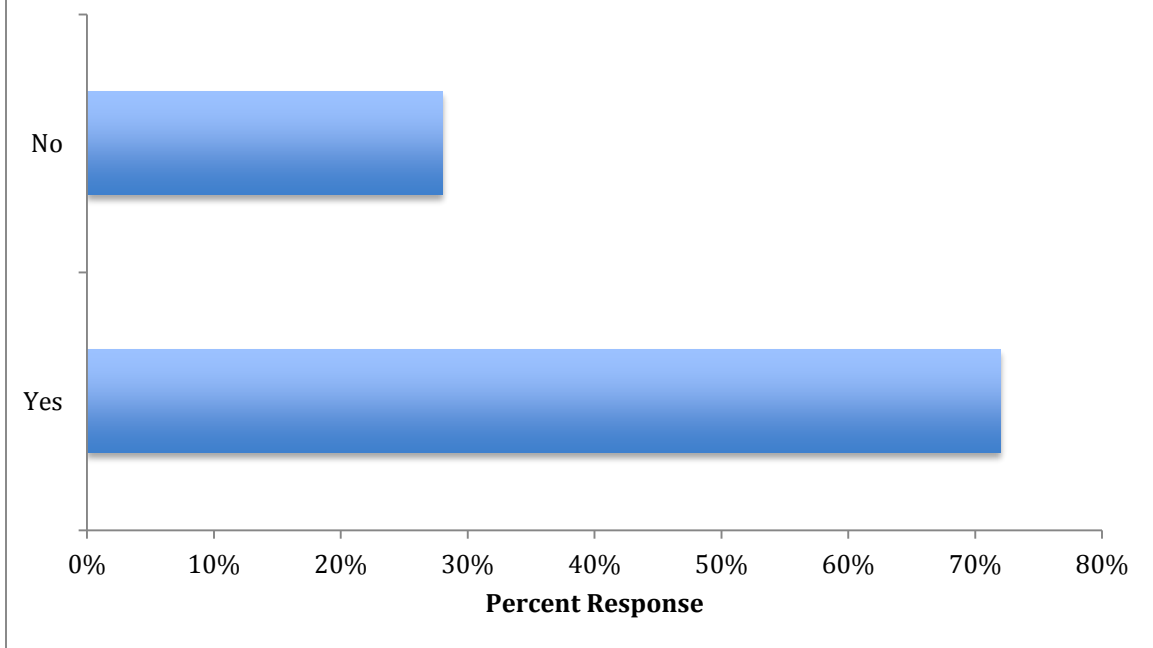
Answered: 17001 Skipped 806



| Answer Choices                    | Responses   | Response Totals |
|-----------------------------------|-------------|-----------------|
| Occasionallly throughout the year | 2%          | 301             |
| Monthly                           | 2%          | 388             |
| Weekly and sometimes daily        | 25%         | 4,309           |
| Weekly                            | 63%         | 10,649          |
| Daily                             | 8%          | 1,354           |
| <b>Totals</b>                     | <b>100%</b> | <b>17,001</b>   |

### Q6 Do you always go to the same church?

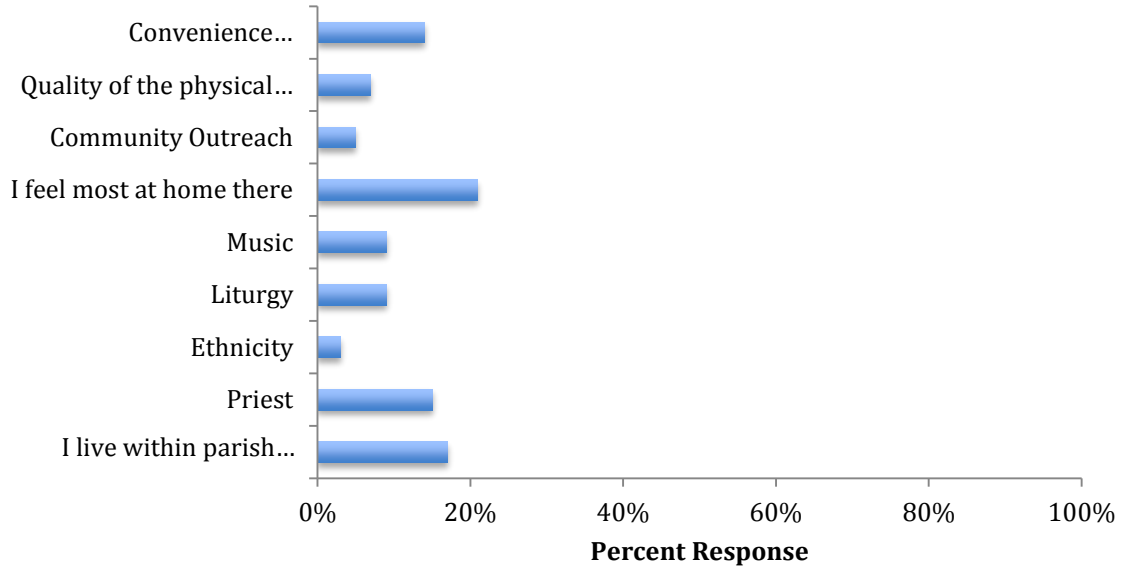
Answered: 17110 Skipped: 697



| Answer Choices | Responses   | Response Totals |
|----------------|-------------|-----------------|
| No             | 28%         | 4,817           |
| Yes            | 72%         | 12,293          |
| <b>Total</b>   | <b>100%</b> | <b>17,110</b>   |

**Q7 Why do you always go to the same church? (Please select all that apply)**

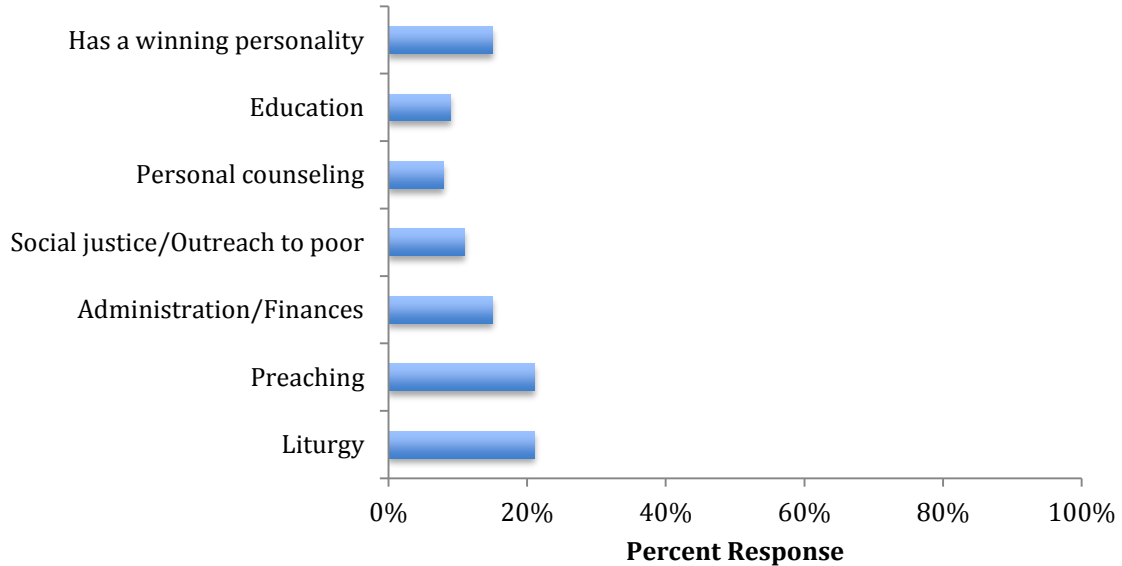
Answered: 12355 Skipped 5452



| Answer Choices                   | Responses   | Response Totals |
|----------------------------------|-------------|-----------------|
| I live within parish boundaries  | 17%         | 7,547           |
| Priest                           | 15%         | 6,729           |
| Ethnicity                        | 3%          | 1,186           |
| Liturgy                          | 9%          | 4,164           |
| Music                            | 9%          | 4,009           |
| I feel most at home there        | 21%         | 9,256           |
| Community Outreach               | 5%          | 2,137           |
| Quality of the physical facility | 7%          | 3,286           |
| Convenience                      | 14%         | 6,087           |
| <b>Total</b>                     | <b>100%</b> | <b>44,401</b>   |

**Q8 My Pastor (administrator) does the following exceptionally well: (Please select all that apply)**

Answered: 16096 Skipped 1711

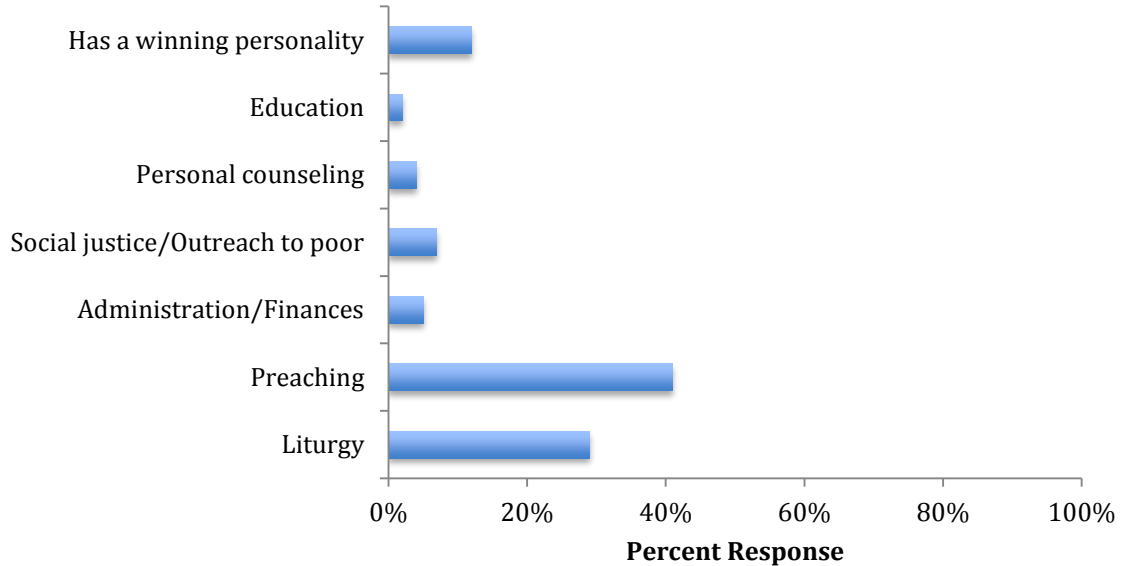


| Answer Choices                  | Responses   | Response Totals |
|---------------------------------|-------------|-----------------|
| Has a winning personality       | 15%         | 9,204           |
| Education                       | 9%          | 5,378           |
| Personal Counseling             | 8%          | 4,660           |
| Social Justice/Outreach to poor | 11%         | 6,865           |
| Administration/Finances         | 15%         | 9,304           |
| Preaching                       | 21%         | 12,413          |
| Liturgy                         | 21%         | 12,650          |
| <b>Total</b>                    | <b>100%</b> | <b>60,474</b>   |



**Q9 When it comes to my pastor (administrator), the most important thing to me is:**

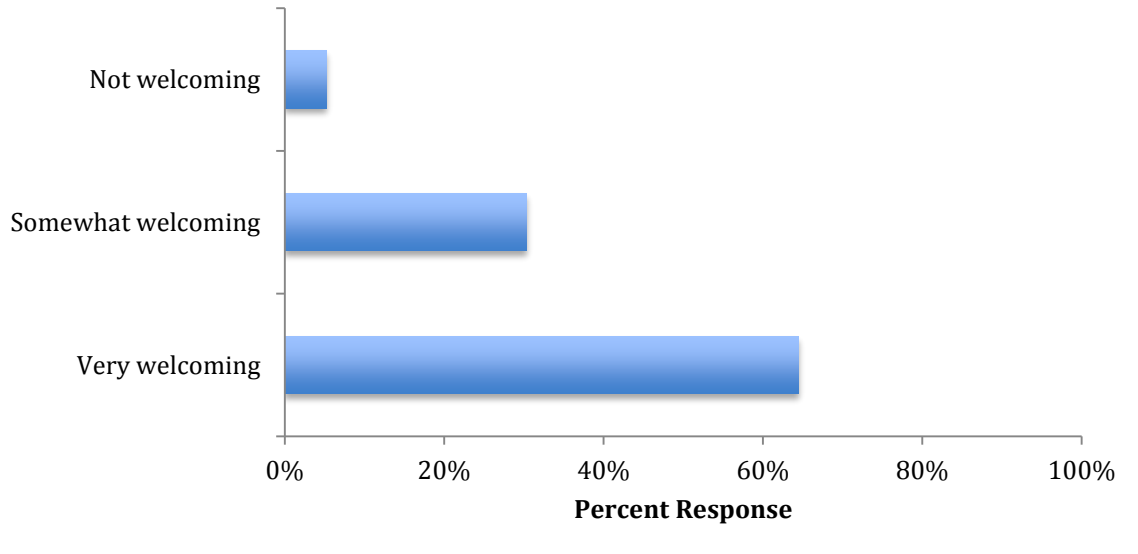
Answered: 14533 Skipped 3274



| <b>Answer Choices</b>           | <b>Responses</b> | <b>Response Totals</b> |
|---------------------------------|------------------|------------------------|
| Has a winning personality       | 12%              | 1,777                  |
| Education                       | 2%               | 312                    |
| Personal Counseling             | 4%               | 534                    |
| Social Justice/Outreach to poor | 7%               | 987                    |
| Administration/Finances         | 5%               | 775                    |
| Preaching                       | 41%              | 5,927                  |
| Liturgy                         | 29%              | 4,221                  |
| <b>Total</b>                    | <b>100%</b>      | <b>14,533</b>          |

**Q10 Please rate how welcoming you feel your parish is to guests, visitors, and parishioners who do not attend services frequently:**

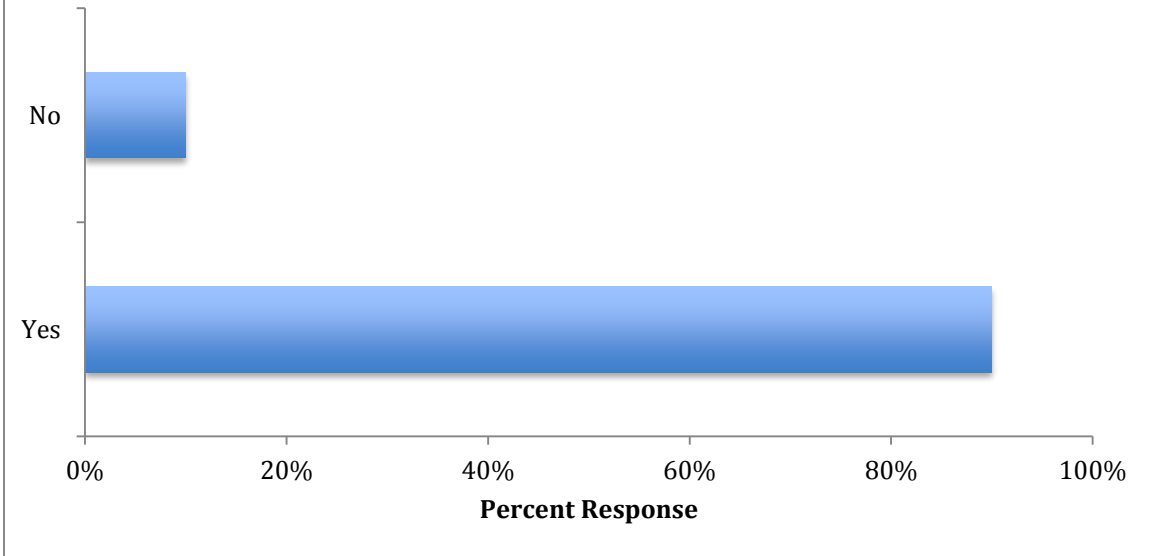
**Answered: 16898 Skipped: 909**



| <b>Answer Choices</b> | <b>Responses</b> | <b>Response Totals</b> |
|-----------------------|------------------|------------------------|
| Not welcoming         | 5.21%            | 881                    |
| Somewhat welcoming    | 30.34%           | 5,127                  |
| Very welcoming        | 64.45            | 10,890                 |
| <b>Total</b>          | <b>100%</b>      | <b>16,898</b>          |

**Q11 Do you feel that your parish attempts to keep you well-informed and does a good job to make you feel included?**

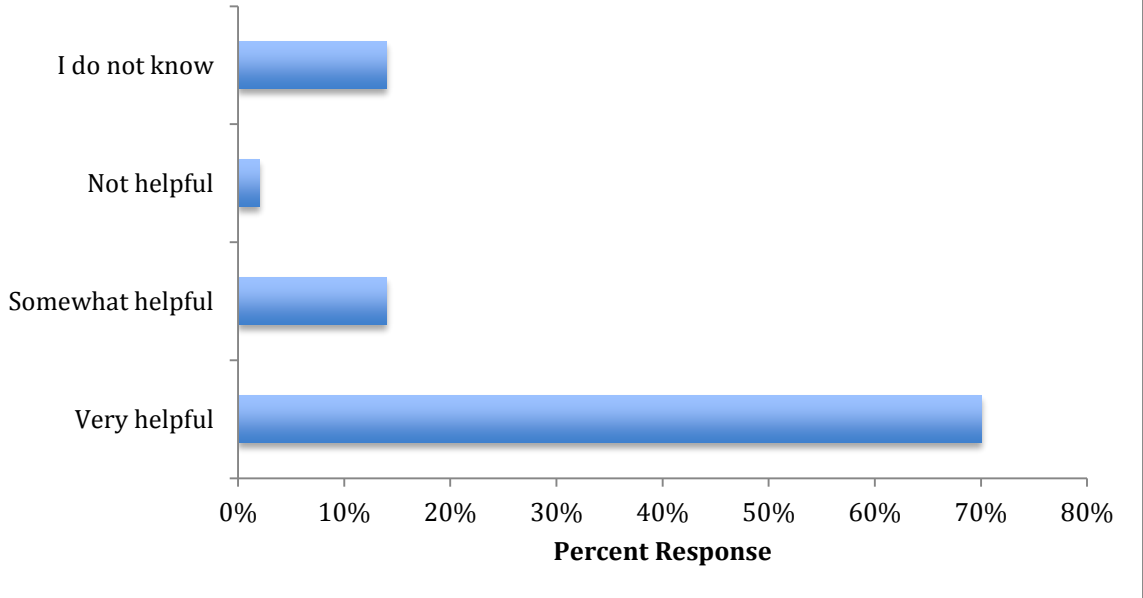
**Answered: 16863 Skipped: 944**



| <b>Answer Choices</b> | <b>Responses</b> | <b>Response Totals</b> |
|-----------------------|------------------|------------------------|
| No                    | 10%              | 1,758                  |
| Yes                   | 90%              | 15,105                 |
| <b>Total</b>          | <b>100%</b>      | <b>16,863</b>          |

**Q12 Please rate how friendly and helpful the office staff is:**

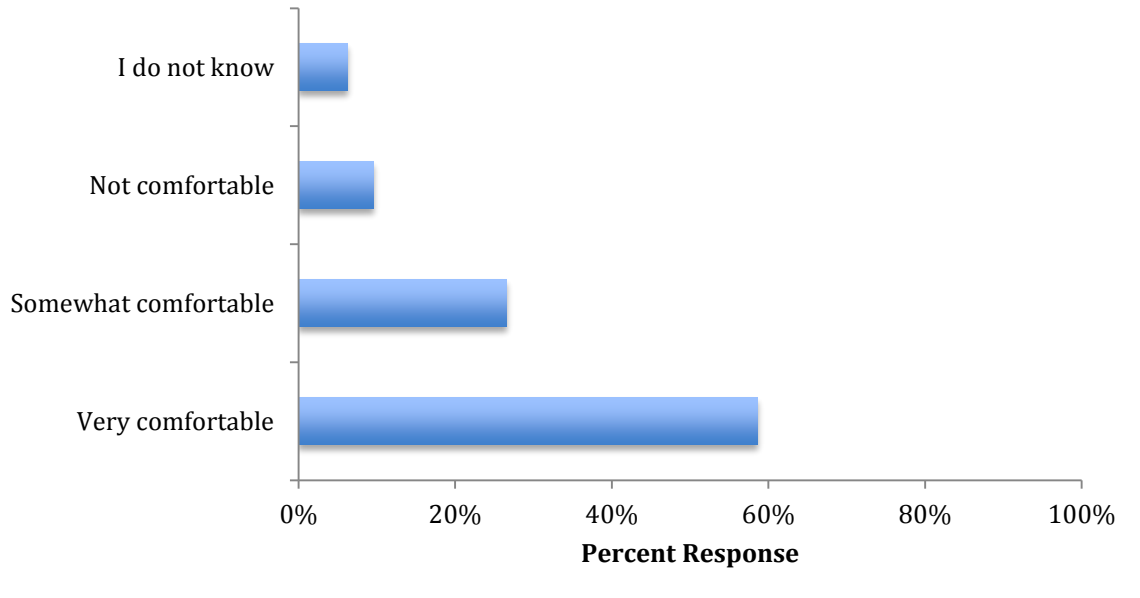
**Answered: 16980 Skipped 827**



| <b>Answer Choices</b> | <b>Responses</b> | <b>Response Totals</b> |
|-----------------------|------------------|------------------------|
| I do not know         | 14%              | 2,459                  |
| Not helpful           | 2%               | 284                    |
| Somewhat helpful      | 14%              | 2,355                  |
| Very helpful          | 70%              | 11,882                 |
| <b>Total</b>          | <b>100%</b>      | <b>16,980</b>          |

**Q13 Please rate how comfortable you are/would be speaking with your pastor (i.e., seeking advice):**

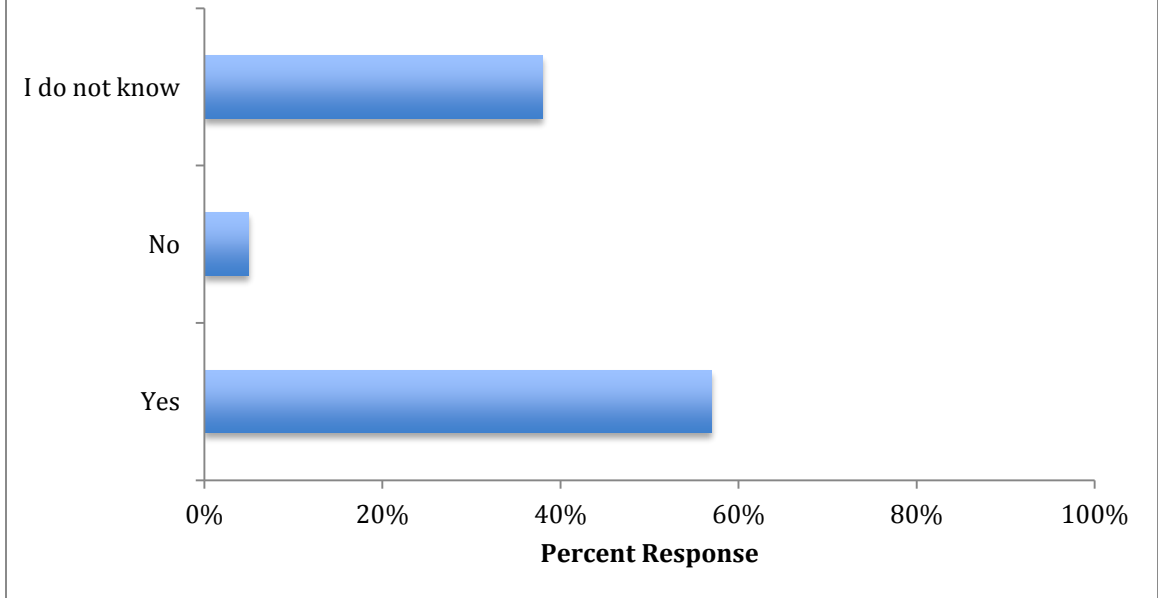
**Answered: 16908 Skipped: 899**



| <b>Answer Choices</b> | <b>Responses</b> | <b>Response Totals</b> |
|-----------------------|------------------|------------------------|
| I do not know         | 6.25%            | 1,057                  |
| Not comfortable       | 9.58%            | 1,620                  |
| Somewhat comfortable  | 26.59%           | 4,496                  |
| Very comfortable      | 57.58%           | 9,735                  |
| <b>Total</b>          | <b>100%</b>      | <b>16,908</b>          |

### Q14 Does your parish have a clear mission statement?

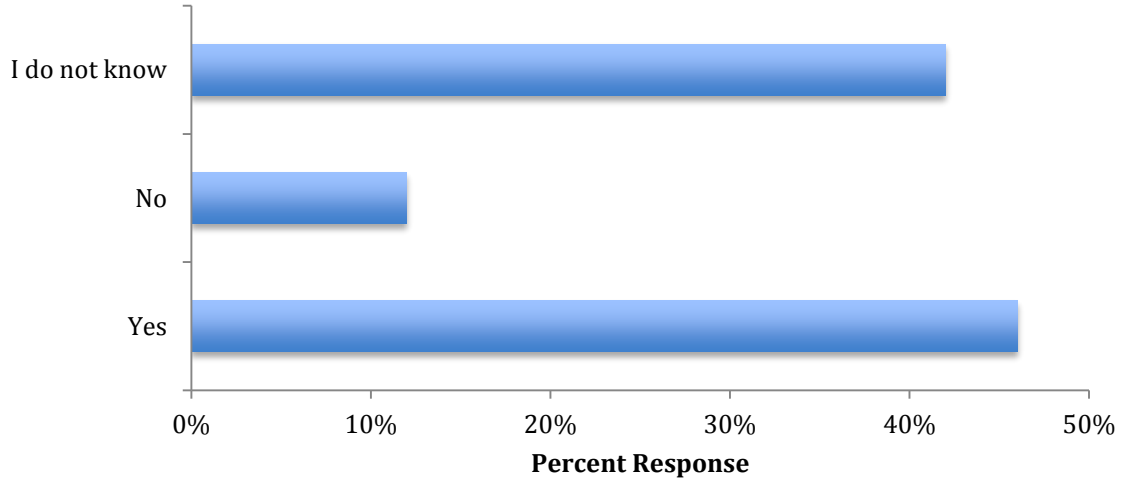
Answered: 16877 Skipped: 930



| Answer Choices | Responses   | Response Totals |
|----------------|-------------|-----------------|
| I do not know  | 38%         | 6,473           |
| No             | 5%          | 856             |
| Yes            | 57%         | 9,548           |
| <b>Total</b>   | <b>100%</b> | <b>16,877</b>   |

**Q15 Does your parish have a clear vision (i.e., strategy: something that tells you what your parish community is trying to achieve in the next 3-5 years)?**

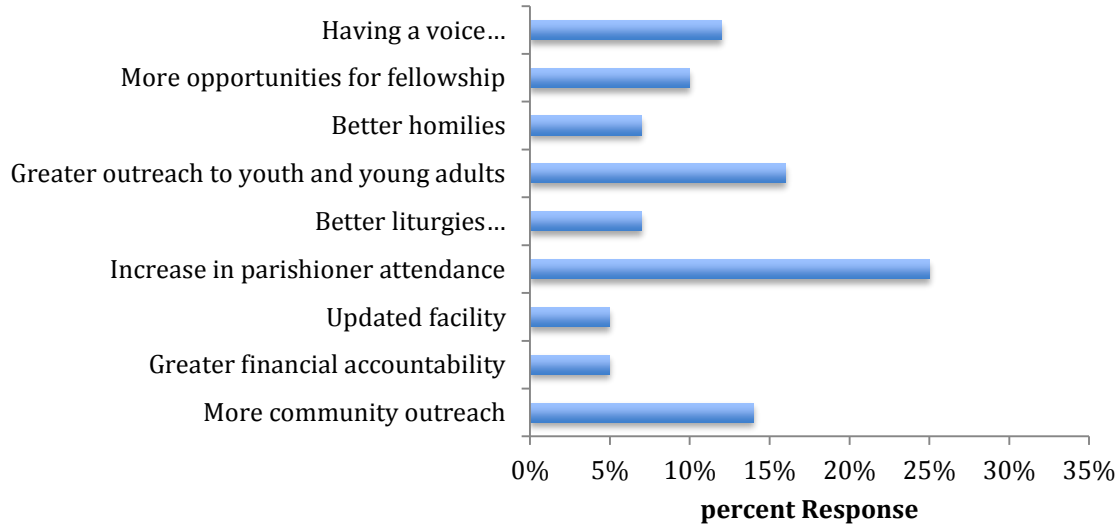
Answered: 16842 Skipped: 965



| Answer Choices | Responses   | Response Totals |
|----------------|-------------|-----------------|
| I do not know  | 42%         | 7,083           |
| No             | 12%         | 1,955           |
| Yes            | 46%         | 7,804           |
| <b>Total</b>   | <b>100%</b> | <b>16,842</b>   |

**Q16 Over the next 3-5 years, what would make you most pleased in regards to the direction of your parish? (Please select all that apply)**

Answered: 16316 Skipped: 1491

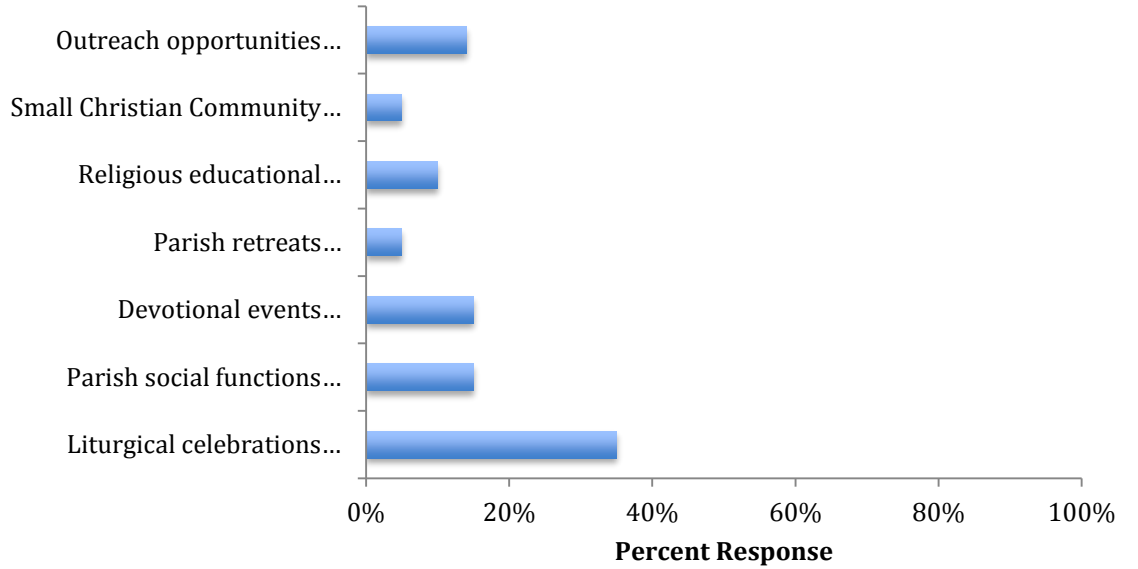


| Answer Choices   | Responses   | Response Totals |
|--|-------------|-----------------|
| Having a voice when it comes to decisions affecting the parish | 12%         | 5,610           |
| More opportunities for fellowship                              | 10%         | 4,295           |
| Better homilies  | 7%          | 3,141           |
| Greater outreach to youth and young adults                     | 16%         | 7,422           |
| Better liturgies and music program                             | 7%          | 2,953           |
| Increase in parishioner attendance                             | 25%         | 11,277          |
| Updated facility   | 5%          | 2,162           |
| Greater financial accountability                               | 5%          | 2,205           |
| More community outreach  | 14%         | 6,133           |
| <b>Total</b>   | <b>100%</b> | <b>45,198</b>   |



**Q17 What are your favorite church events or programs? (Please select all that apply)**

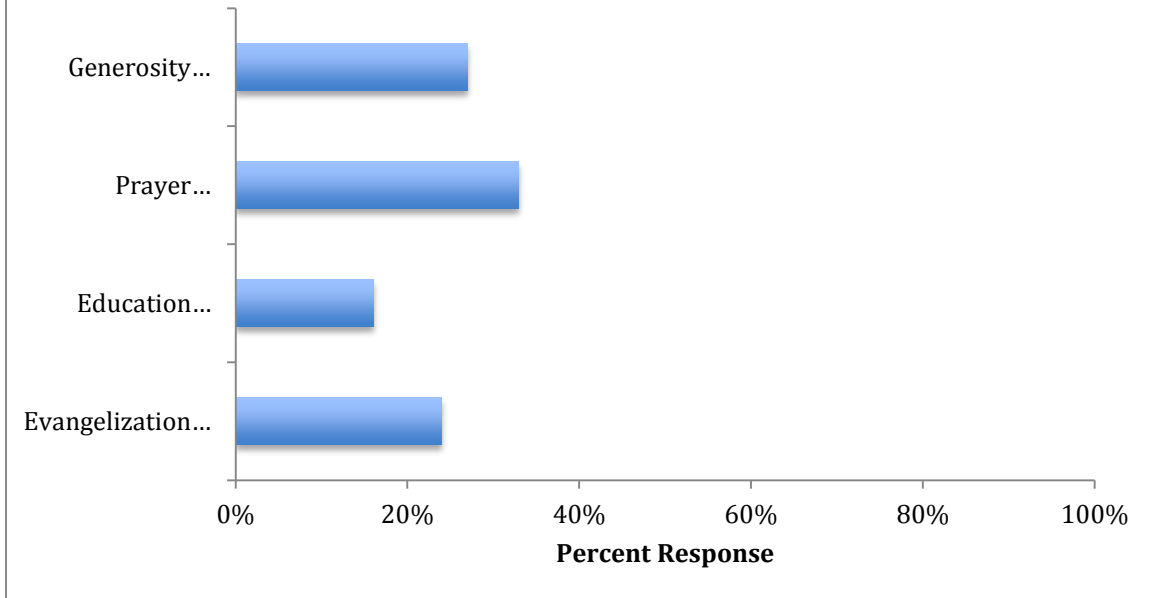
Answered: 16405 Skipped 1402



| <b>Answer Choices</b>                                       | <b>Responses</b> | <b>Response Totals</b> |
|---|------------------|------------------------|
| Outreach opportunities (volunteering)                       | 14%              | 6,013                  |
| Small Christian Community gatherings                        | 5%               | 2,319                  |
| Religious educational opportunities                         | 10%              | 4,429                  |
| Parish retreats; days of reconciliation, mission trips, etc | 5%               | 2,297                  |
| Devotional events   | 15%              | 6,182                  |
| Parish social functions                                     | 15%              | 6,213                  |
| Liturgical celebrations                                     | 35%              | 14,812                 |
| <b>Total</b>  | <b>100%</b>      | <b>42,265</b>          |

**Q18 What appeals to you most about the Catholic Church? (Please select all that apply)**

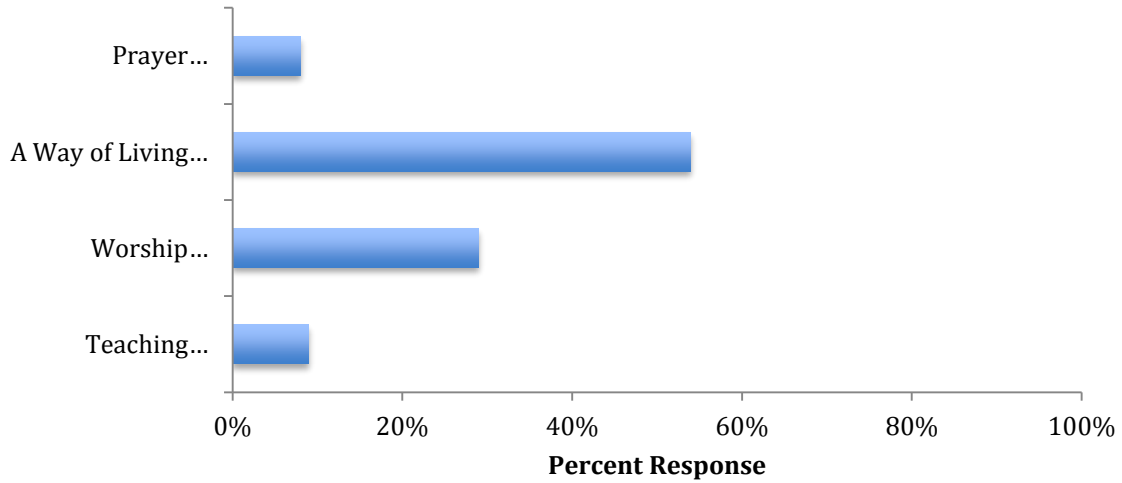
Answered: 16553 Skipped: 1254



| <b>Answer Choices</b> | <b>Responses</b> | <b>Response Totals</b> |
|-----------------------|------------------|------------------------|
| Generosity            | 27%              | 11,280                 |
| Prayer                | 33%              | 13,869                 |
| Education             | 16%              | 6,455                  |
| Evangelization        | 24%              | 9,989                  |
| <b>Total</b>          | <b>100%</b>      | <b>41,593</b>          |

**Q19 Which of the Four Pillars of the Catholic Church  
(taken from the Catholic Catechism) do you feel is  
most important when it comes to helping you live  
what you believe?**

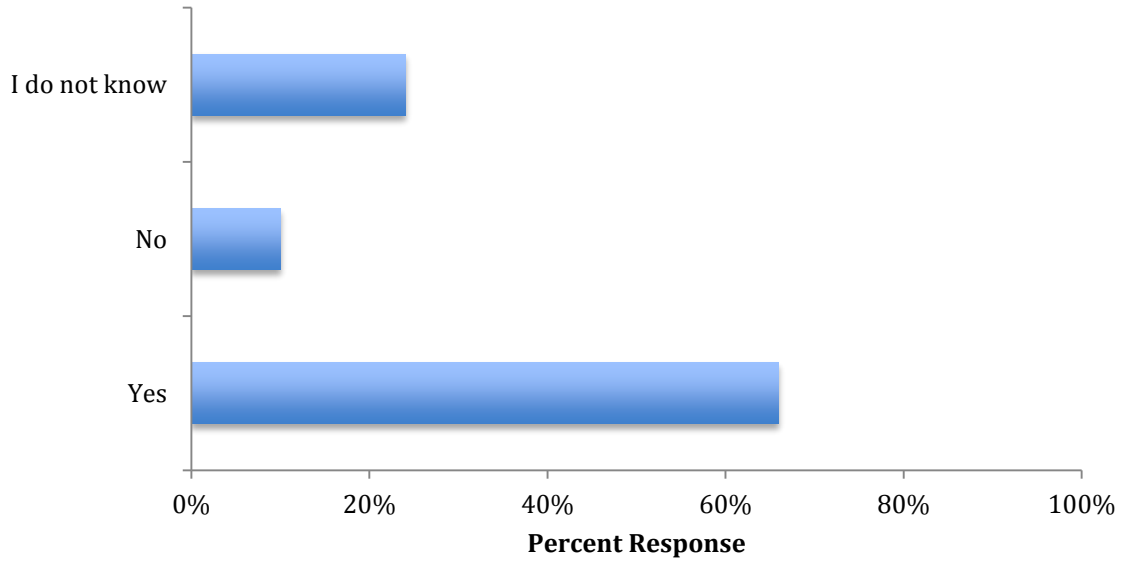
Answered: 15416 Skipped: 2391



| <b>Answer Choices</b> | <b>Responses</b> | <b>Response Totals</b> |
|-----------------------|------------------|------------------------|
| Prayer                | 8%               | 1,165                  |
| A way of living       | 54%              | 8,296                  |
| Worship               | 29%              | 4,501                  |
| Teaching              | 9%               | 1,454                  |
| <b>Total</b>          | <b>100%</b>      | <b>15,416</b>          |

### Q20 Do you think your parish does enough to help the needy?

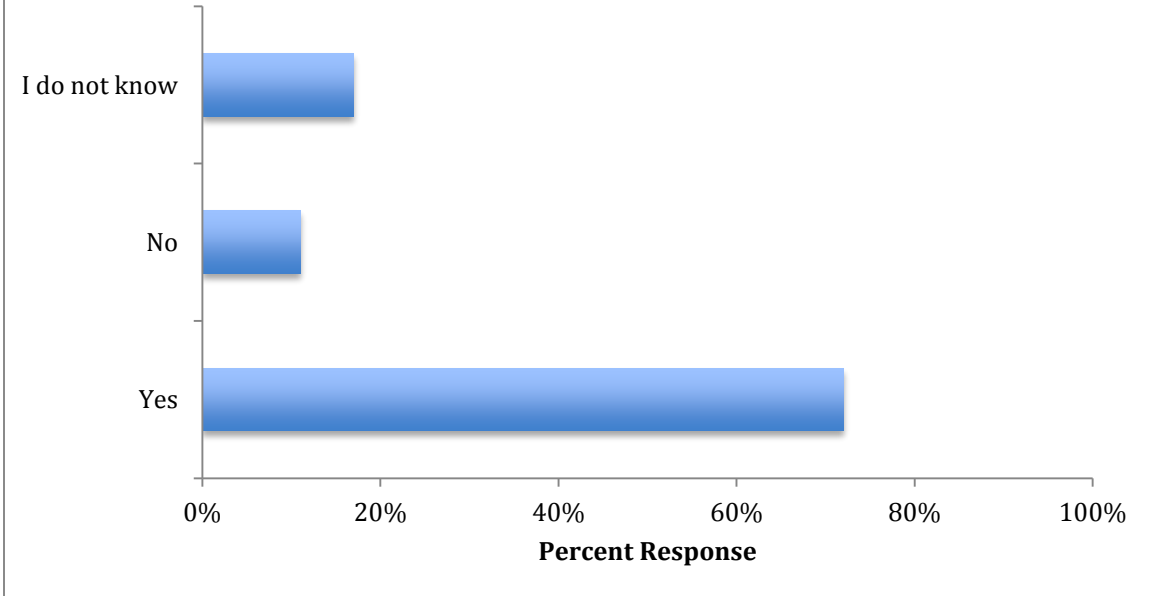
Answered: 16766 Skipped 1041



| Answer Choices | Responses   | Response Totals |
|----------------|-------------|-----------------|
| I do not know  | 24%         | 3,998           |
| No             | 10%         | 1,729           |
| Yes            | 66%         | 11,039          |
| <b>Total</b>   | <b>100%</b> | <b>16,766</b>   |

**Q21 To your knowledge, is your parish financially stable?**

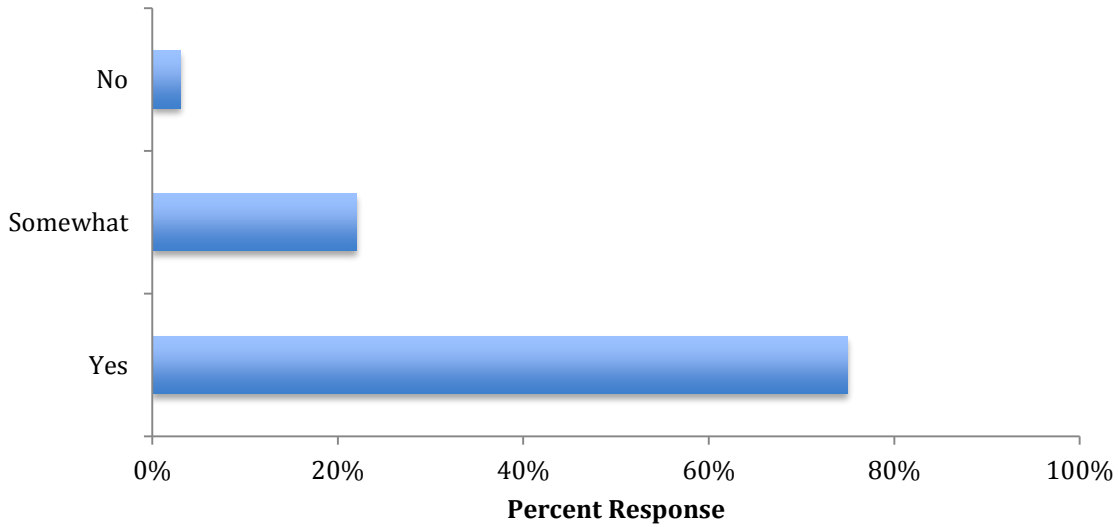
Answered: 16669 Skipped 1138



| Answer Choices | Responses   | Response Totals |
|----------------|-------------|-----------------|
| I do not know  | 17%         | 2,774           |
| No             | 11%         | 1,848           |
| Yes            | 72%         | 12,047          |
| <b>Total</b>   | <b>100%</b> | <b>16,669</b>   |

**Q22 Are you inspired and encouraged to know that the Archdiocese of Hartford and your parish are involved in community service and charity work?**

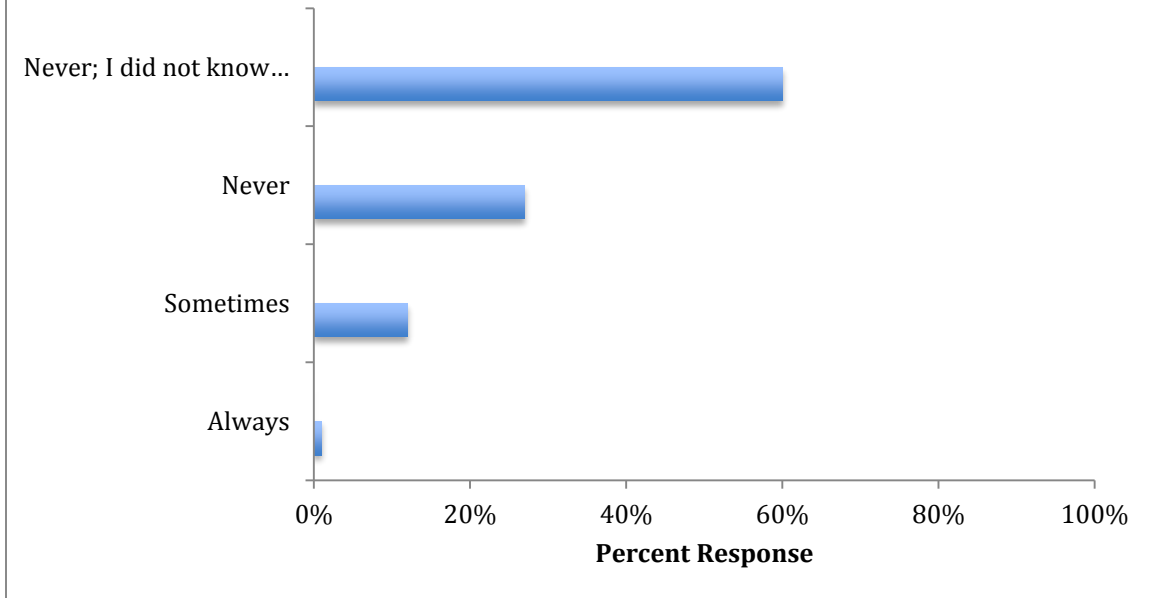
Answered: 16730 Skipped 1077



| Answer Choices | Responses   | Response Totals |
|----------------|-------------|-----------------|
| No             | 3%          | 503             |
| Somewhat       | 22%         | 3,631           |
| Yes            | 75%         | 12,596          |
| <b>Total</b>   | <b>100%</b> | <b>16,730</b>   |

**Q23 How often do you listen to Archbishop Blair's weekly talk on WJMJ Radio, 88.9 FM?**

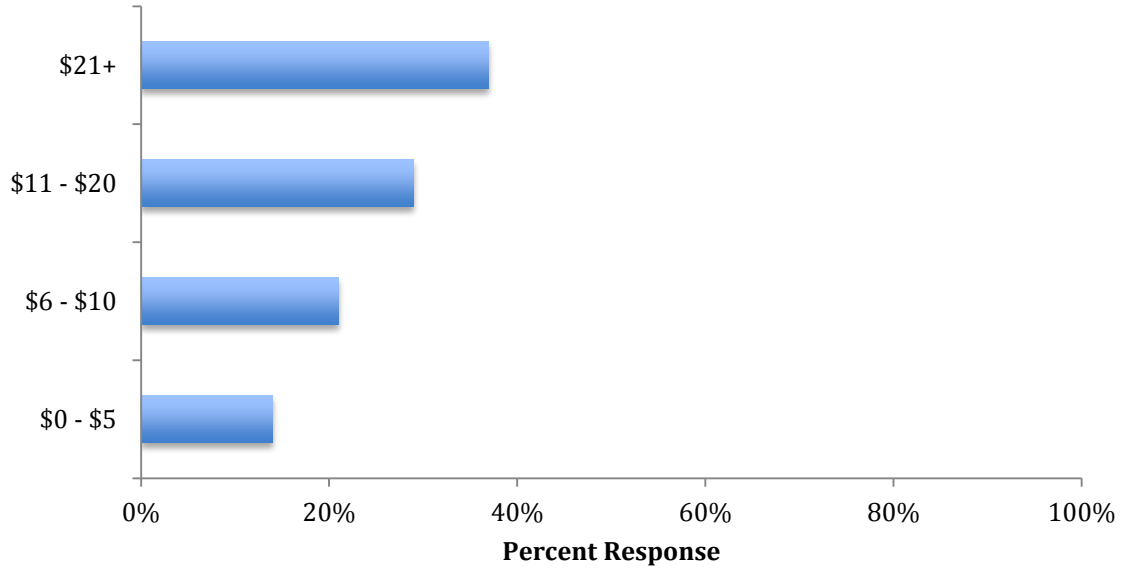
Answered: 16739 Skipped: 1068



| Answer Choices                             | Responses   | Response Totals |
|--|-------------|-----------------|
| Never I did not know he gives a radio talk | 60%         | 9,978           |
| Never                                      | 27%         | 4,540           |
| Sometimes                                  | 12%         | 2,032           |
| Always                                     | 1%          | 189             |
| <b>Total</b>                               | <b>100%</b> | <b>16,739</b>   |

**Q24 Approximately how much do you contribute each week to your parish?**

Answered: 16489 Skipped 1318

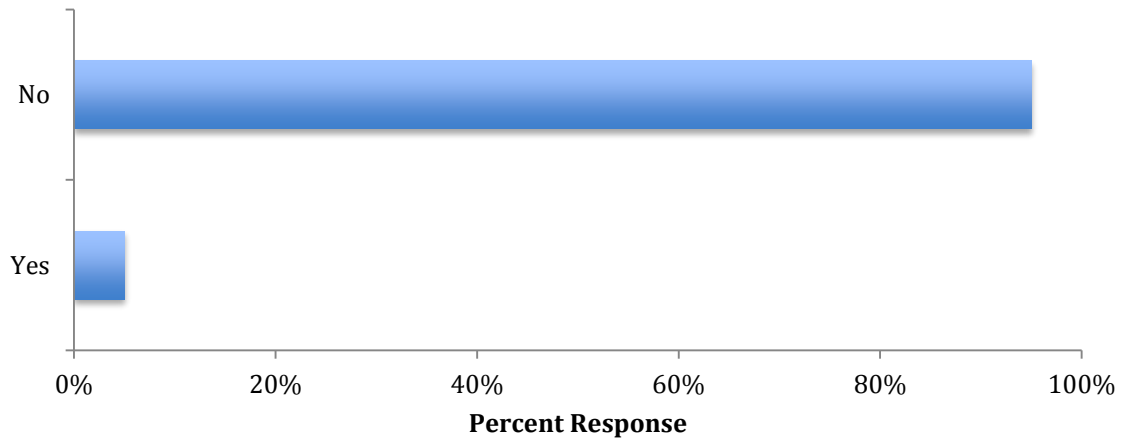


| Answer Choices | Responses   | Response Totals |
|----------------|-------------|-----------------|
| \$21+          | 37%         | 6,099           |
| \$11-\$20      | 29%         | 4,757           |
| \$6-\$10       | 21%         | 3,406           |
| \$0-\$5        | 14%         | 2,227           |
| <b>Total</b>   | <b>100%</b> | <b>16,489</b>   |



**Q25 Do you work for the Archdiocese of Hartford (as a paid employee), including Catholic Charities, parochial school system, the Chancery, Archdiocesan Center, at a parish, or another Catholic agency/institution/school?**

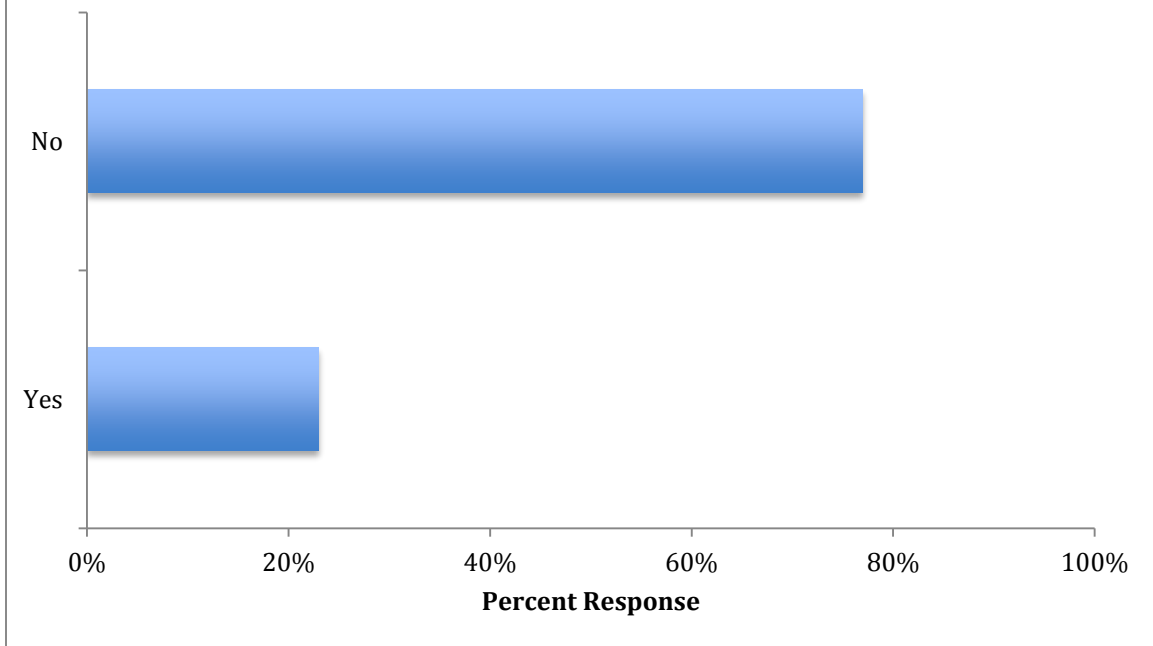
Answered: 16741 Skipped: 1066



| Answer Choices | Responses   | Response Totals |
|----------------|-------------|-----------------|
| No             | 95%         | 15,849          |
| Yes            | 5%          | 892             |
| <b>Total</b>   | <b>100%</b> | <b>16,741</b>   |

### Q26 Have you ever met Archbishop Leonard P. Blair?

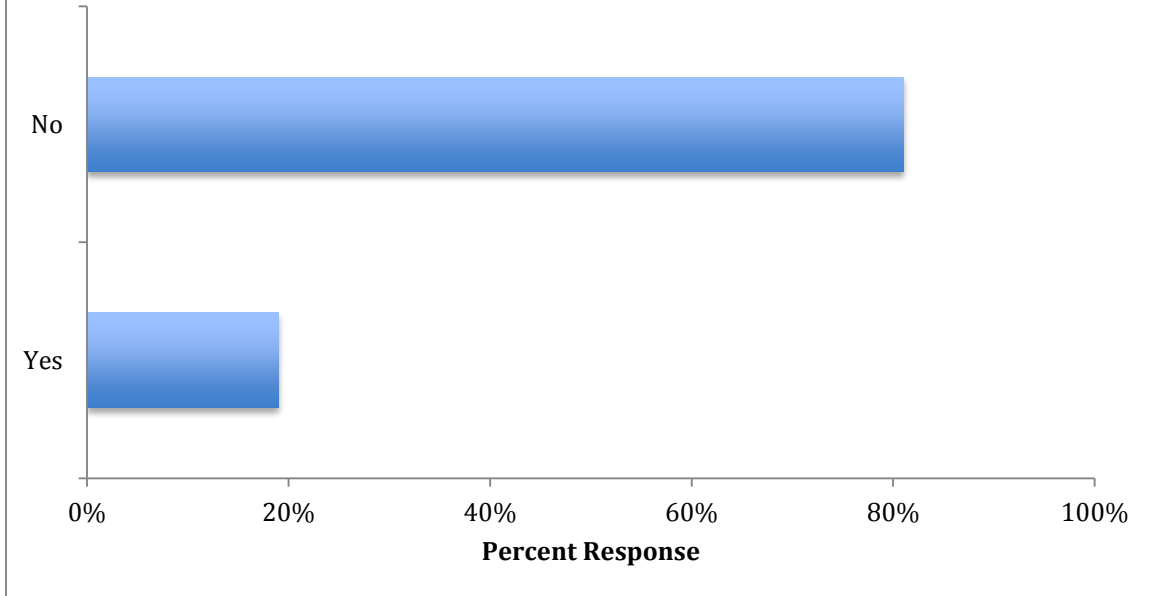
Answered: 16766 Skipped: 1041



| Answer Choices | Responses   | Response Totals |
|----------------|-------------|-----------------|
| No             | 77%         | 12,853          |
| Yes            | 23%         | 3,913           |
| <b>Total</b>   | <b>100%</b> | <b>16,766</b>   |

**Q27 Have you or has anyone you know used the services of Catholic Charities?**

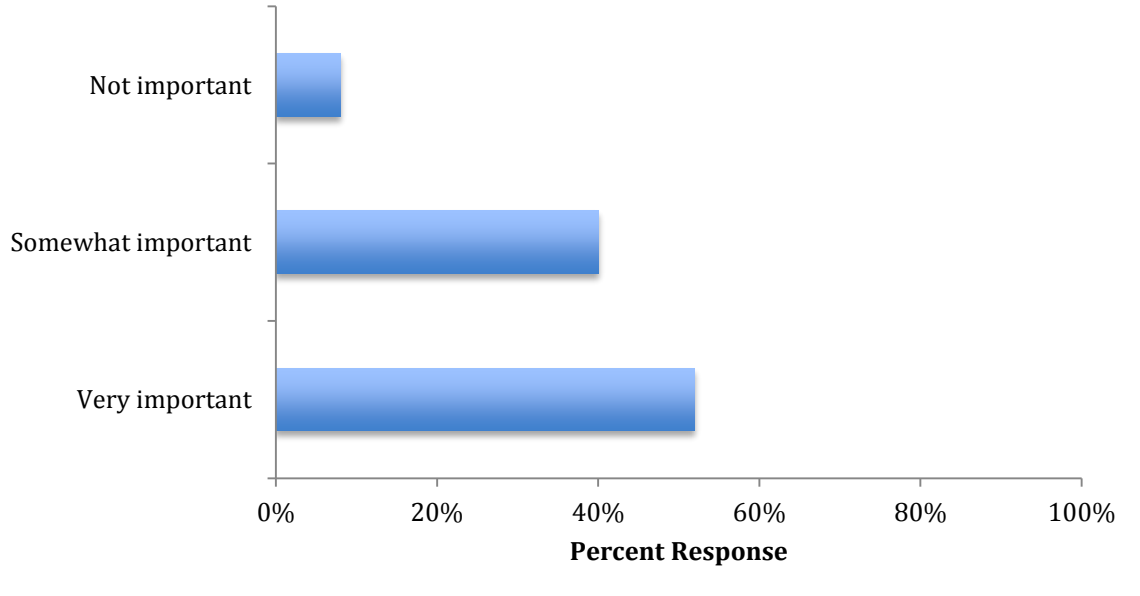
Answered: 16699 Skipped: 1108



| Answer Choices | Responses   | Response Totals |
|----------------|-------------|-----------------|
| No             | 81%         | 13,480          |
| Yes            | 19%         | 3,219           |
| <b>Total</b>   | <b>100%</b> | <b>16,699</b>   |

**Q28 Please rate how important Catholic Charities are to you as a parishioner:**

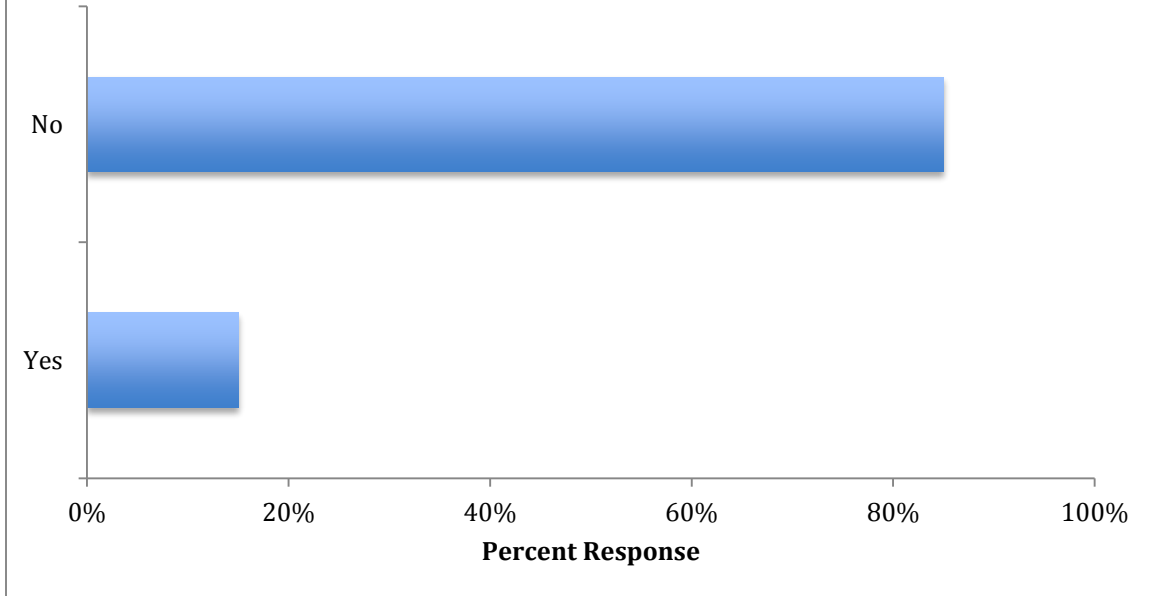
**Answered: 16659 Skipped: 1148**



| <b>Answer Choices</b> | <b>Responses</b> | <b>Response Totals</b> |
|-----------------------|------------------|------------------------|
| Not important         | 8%               | 1,354                  |
| Somewhat important    | 40%              | 6,649                  |
| Very important        | 52%              | 8,656                  |
| <b>Total</b>          | <b>100%</b>      | <b>16,659</b>          |

**Q29 Does your race, ethnicity, or ancestry influence your choice of Parish?**

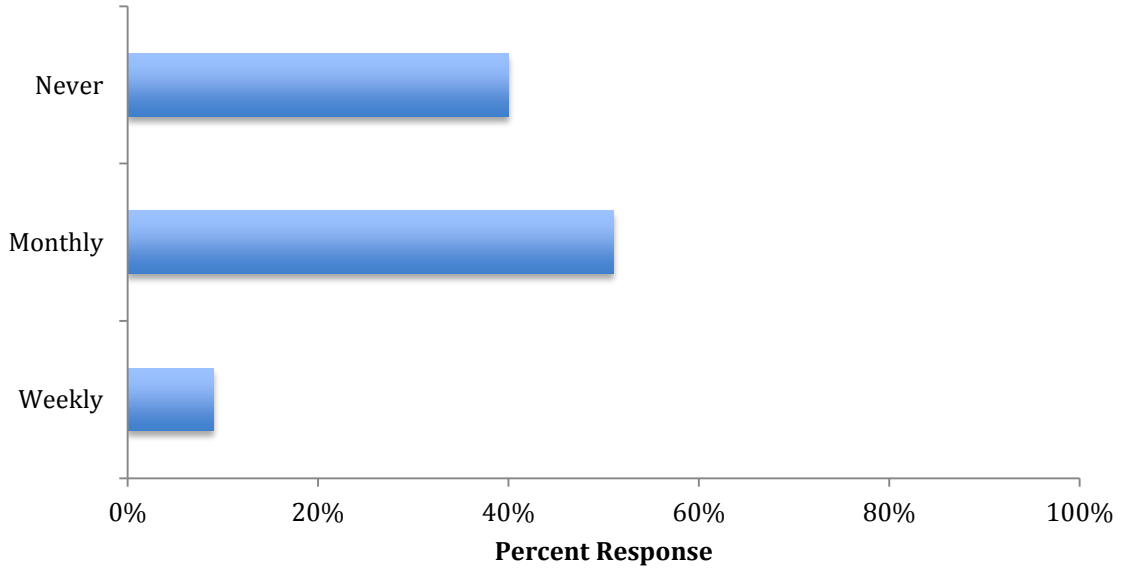
Answered: 16657 Skipped: 1150



| Answer Choices | Responses   | Response Totals |
|----------------|-------------|-----------------|
| No             | 85%         | 14,223          |
| Yes            | 15%         | 2,434           |
| <b>Total</b>   | <b>100%</b> | <b>16,657</b>   |

**Q30 How often do you read the Catholic Transcript  
(either in print or online)?**

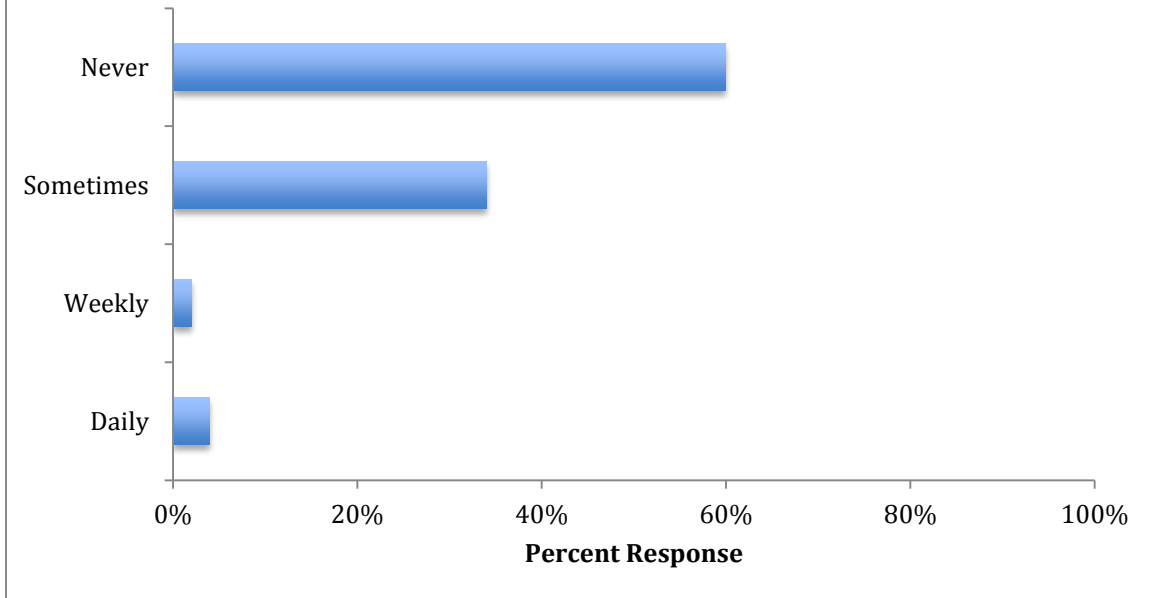
Answered: 16565 Skipped: 1242



| Answer Choices | Responses   | Response Totals |
|----------------|-------------|-----------------|
| Never          | 40%         | 6,667           |
| Monthly        | 51%         | 8,465           |
| Weekly         | 9%          | 1,433           |
| <b>Total</b>   | <b>100%</b> | <b>16,565</b>   |

**Q31 How often do you watch the Archdiocese of Hartford's Mass on TV?**

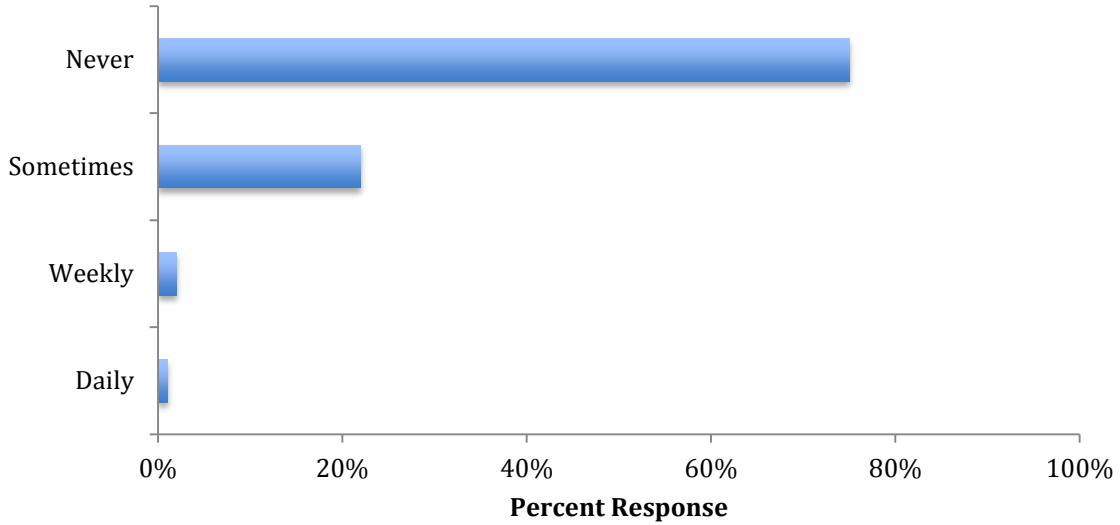
**Answered: 16682 Skipped: 1125**



| <b>Answer Choices</b> | <b>Responses</b> | <b>Response Totals</b> |
|-----------------------|------------------|------------------------|
| Never                 | 60%              | 10,071                 |
| Sometimes             | 34%              | 5,629                  |
| Weekly                | 2%               | 348                    |
| Daily                 | 4%               | 634                    |
| <b>Total</b>          | <b>100%</b>      | <b>16,682</b>          |

**Q32 How often do you visit the website of the  
Archdiocese of Hartford  
(www.ArchdioceseOfHartford.org)?**

Answered: 16594 Skipped: 1213

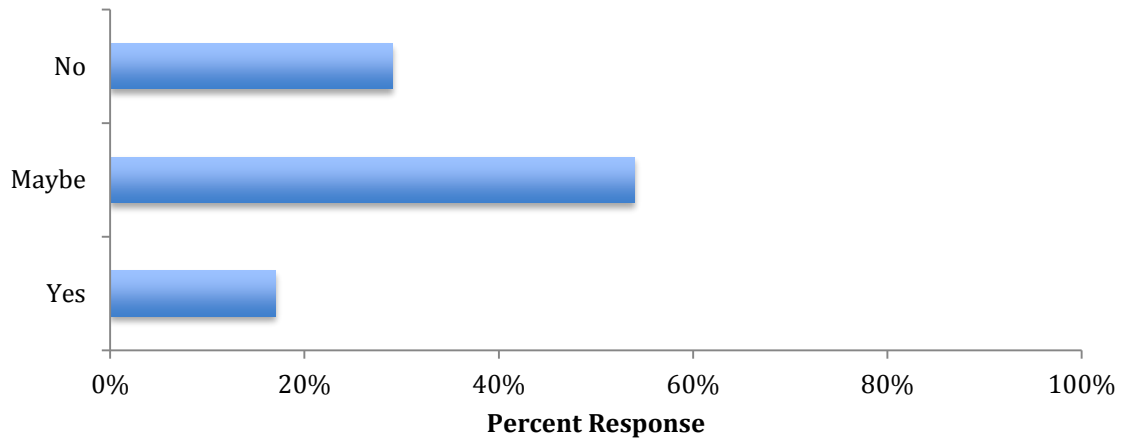


| Answer Choices | Responses   | Response Totals |
|----------------|-------------|-----------------|
| Never          | 75%         | 12,492          |
| Sometimes      | 22%         | 3,683           |
| Weekly         | 2%          | 322             |
| Daily          | 1%          | 97              |
| <b>Total</b>   | <b>100%</b> | <b>16,594</b>   |



**Q33 If the Archdiocese of Hartford's website had interactive content including blogs, videos, updates from the Archbishop, stories about community service, etc., would you visit the site more frequently?**

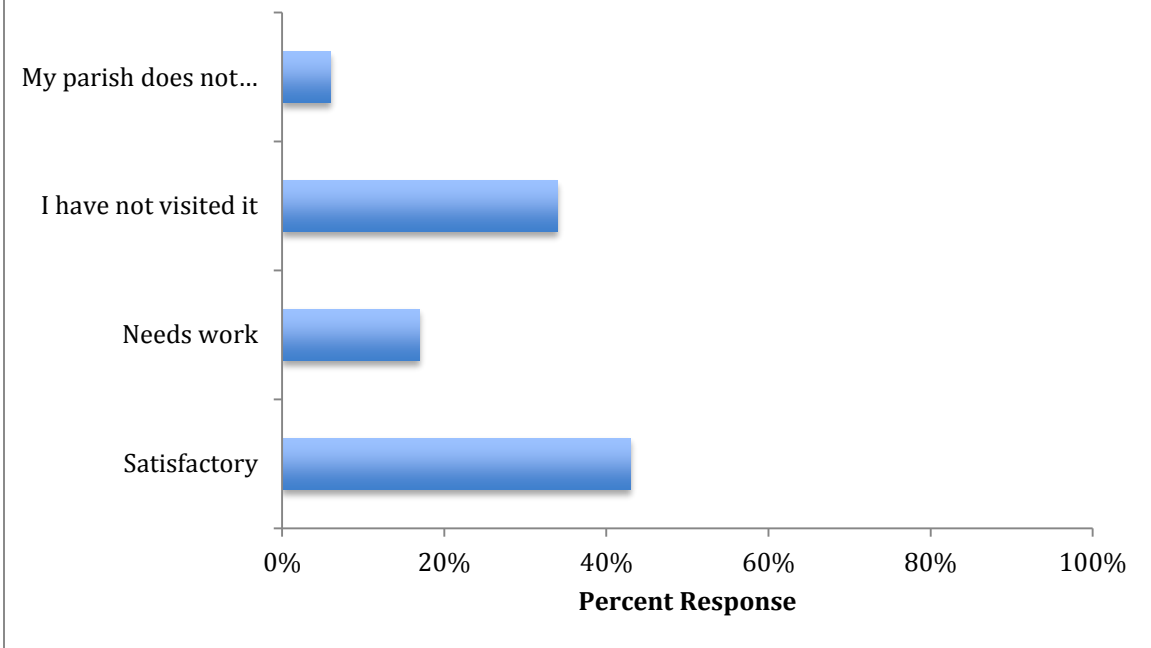
Answered: 16463 Skipped: 1344



| Answer Choices | Responses   | Response Totals |
|----------------|-------------|-----------------|
| No             | 29%         | 4,723           |
| Maybe          | 54%         | 8,942           |
| Yes            | 17%         | 2,789           |
| <b>Total</b>   | <b>100%</b> | <b>16,463</b>   |

### Q34 What do you think of your parish website?

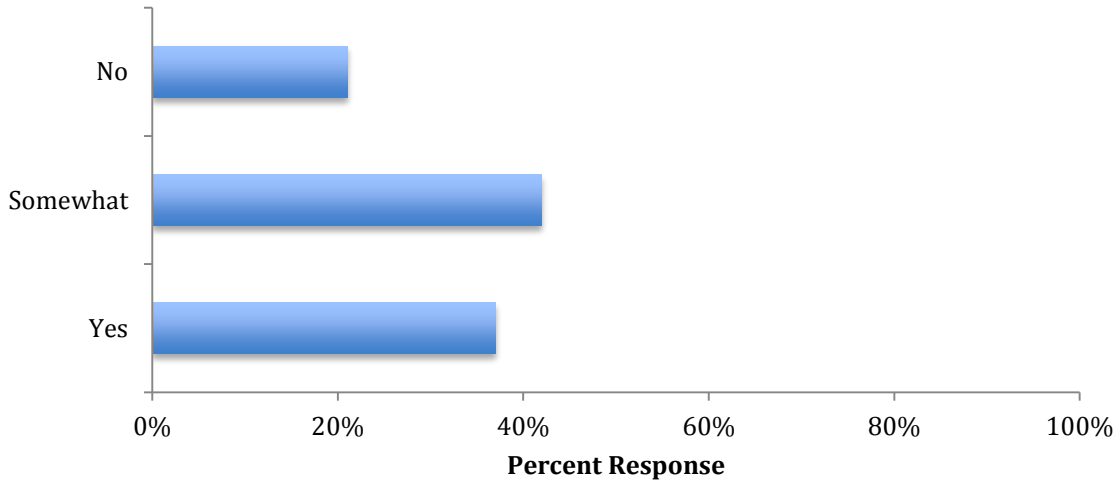
Answered: 16298 SKipped: 1509



| Answer Choices                    | Responses   | Response Totals |
|-----------------------------------|-------------|-----------------|
| My parish does not have a website | 6%          | 990             |
| I have not visited it             | 34%         | 5,588           |
| Needs work                        | 17%         | 2,701           |
| Satisfactory                      | 43%         | 7,019           |
| <b>Total</b>                      | <b>100%</b> | <b>16,298</b>   |

**Q35 Would you be interested in hearing about other parishes in the Archdiocese of Hartford, and how they are celebrating Catholic life and positively impacting the community?**

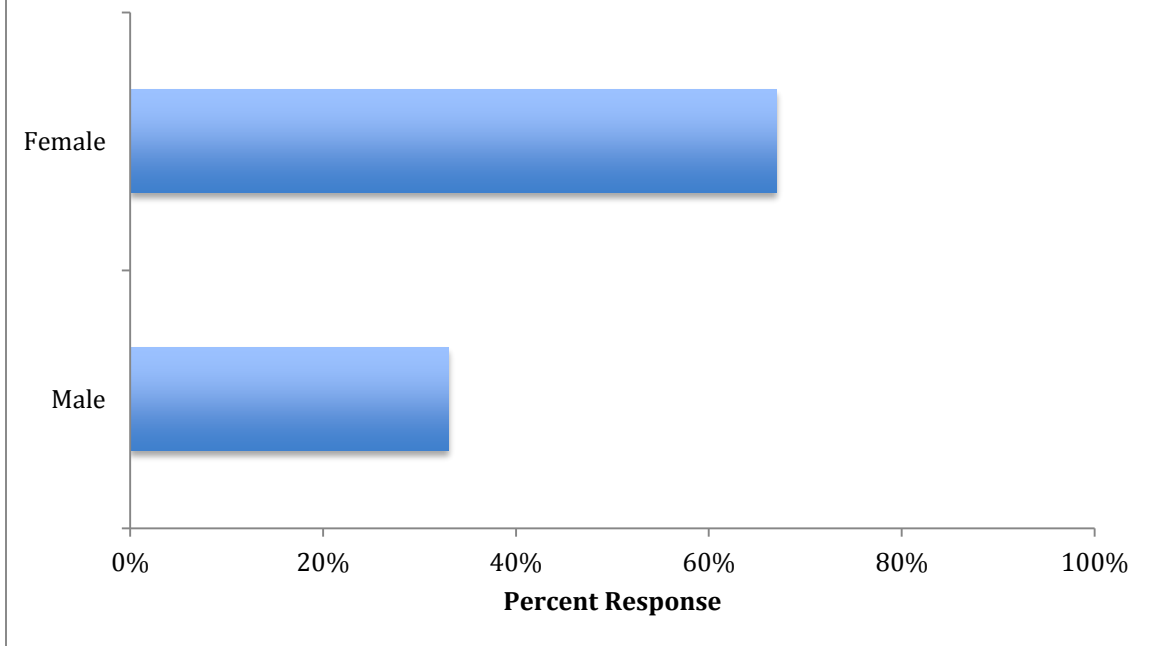
Answered: 16603 Skipped: 1204



| Answer Choices | Responses   | Response Totals |
|----------------|-------------|-----------------|
| No             | 21%         | 3,491           |
| Somewhat       | 42%         | 7,035           |
| Yes            | 37%         | 6,077           |
| <b>Total</b>   | <b>100%</b> | <b>16,603</b>   |

### Q36 Please indicate your gender:

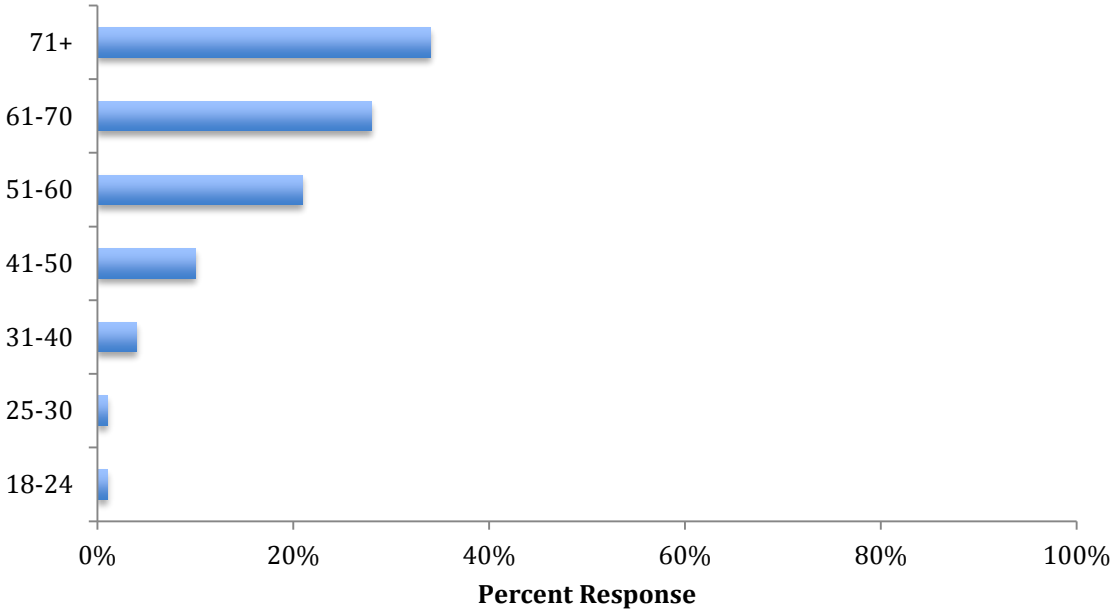
Answered: 16572 Skipped: 1235



| Answer Choices | Responses   | Response Totals |
|----------------|-------------|-----------------|
| Female         | 67%         | 11,083          |
| Male           | 33%         | 5,489           |
| <b>Total</b>   | <b>100%</b> | <b>16,572</b>   |

**Q37 Please select your age range:**

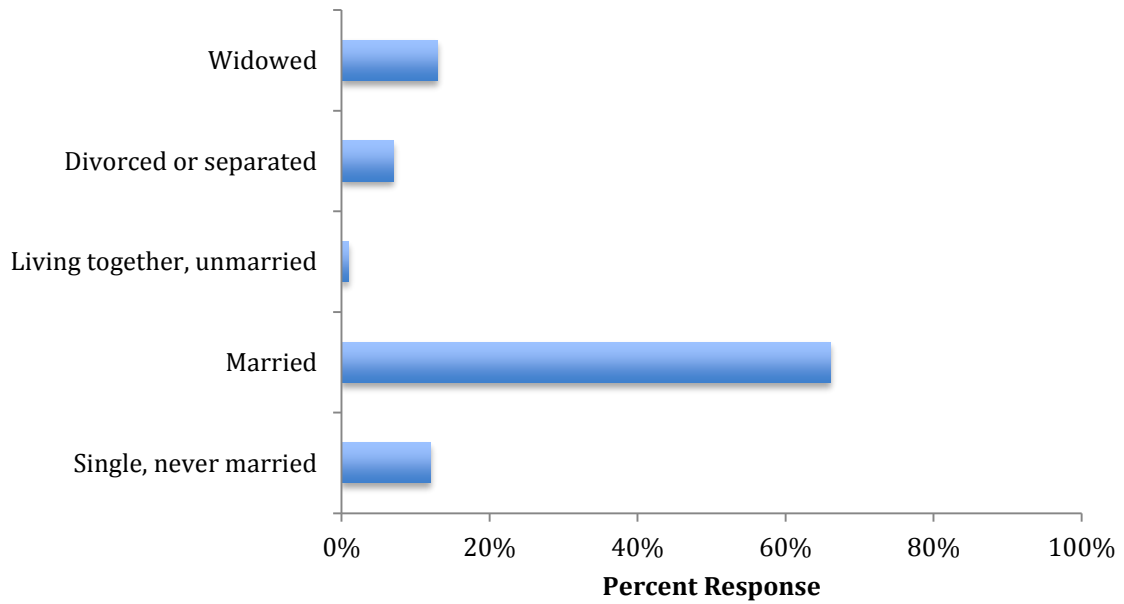
Answered: 16606 Skipped: 1201



| Answer Choices | Responses   | Response Totals |
|----------------|-------------|-----------------|
| 71+            | 34%         | 5,639           |
| 61-70          | 28%         | 4,695           |
| 51-60          | 21%         | 3,478           |
| 41-50          | 10%         | 1,709           |
| 31-40          | 4%          | 703             |
| 25-30          | 1%          | 219             |
| 18-24          | 1%          | 163             |
| <b>Total</b>   | <b>100%</b> | <b>16,606</b>   |

### Q38 What is your marital status?

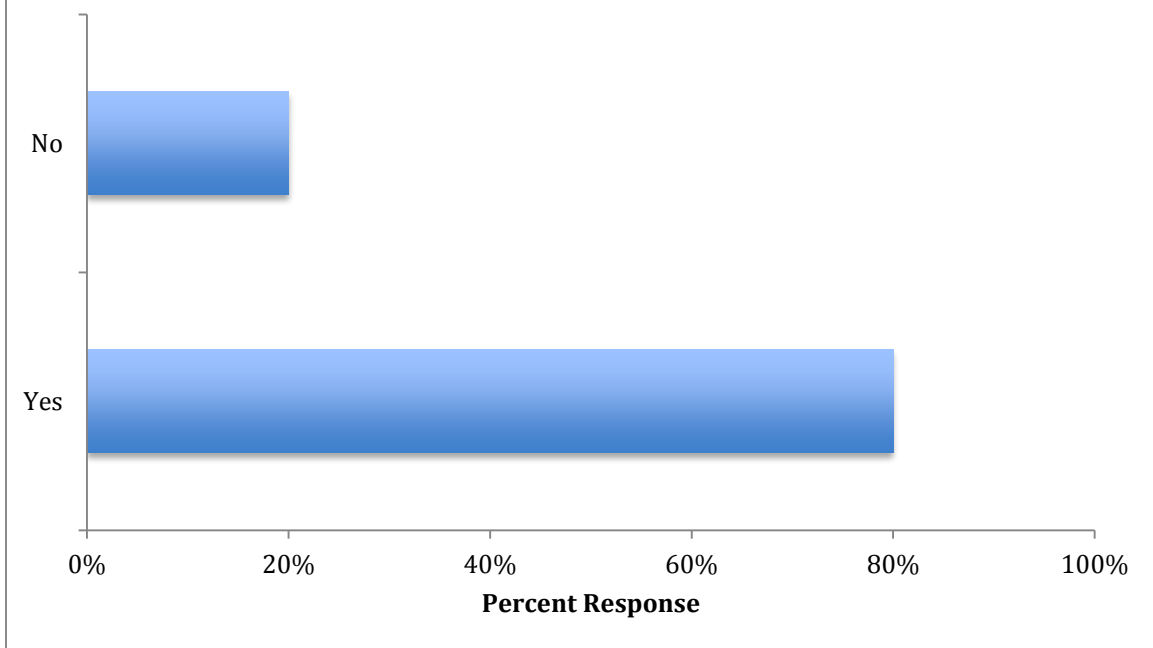
Answered: 16611 Skipped: 1196



| Answer Choices             | Responses   | Response Totals |
|----------------------------|-------------|-----------------|
| Widowed                    | 13%         | 2,193           |
| Divorced or separated      | 7%          | 1,223           |
| Living together, unmarried | 1%          | 160             |
| Married                    | 66%         | 11,018          |
| Single, never married      | 12%         | 2,017           |
| <b>Total</b>               | <b>100%</b> | <b>16,611</b>   |

### Q39 Do you have children?

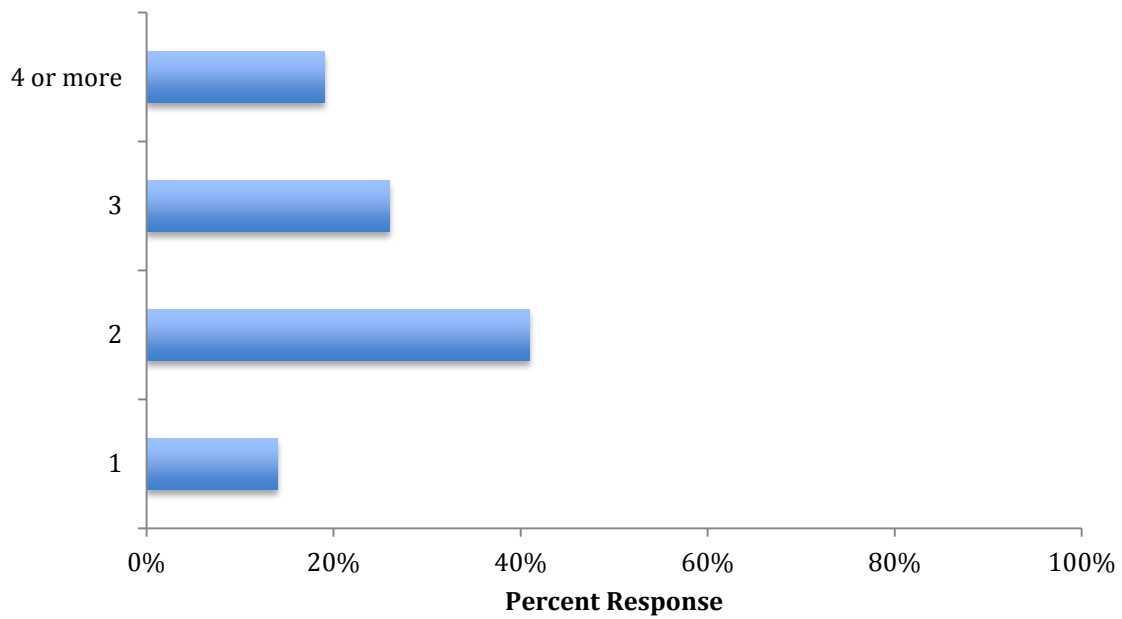
Answered: 16665 Skipped: 1142



| Answer Choices | Responses   | Response Totals |
|----------------|-------------|-----------------|
| No             | 20%         | 3,352           |
| Yes            | 80%         | 13,313          |
| <b>Total</b>   | <b>100%</b> | <b>16,665</b>   |

### Q40 How many children do you have?

Answered: 13292 Skipped: 4515

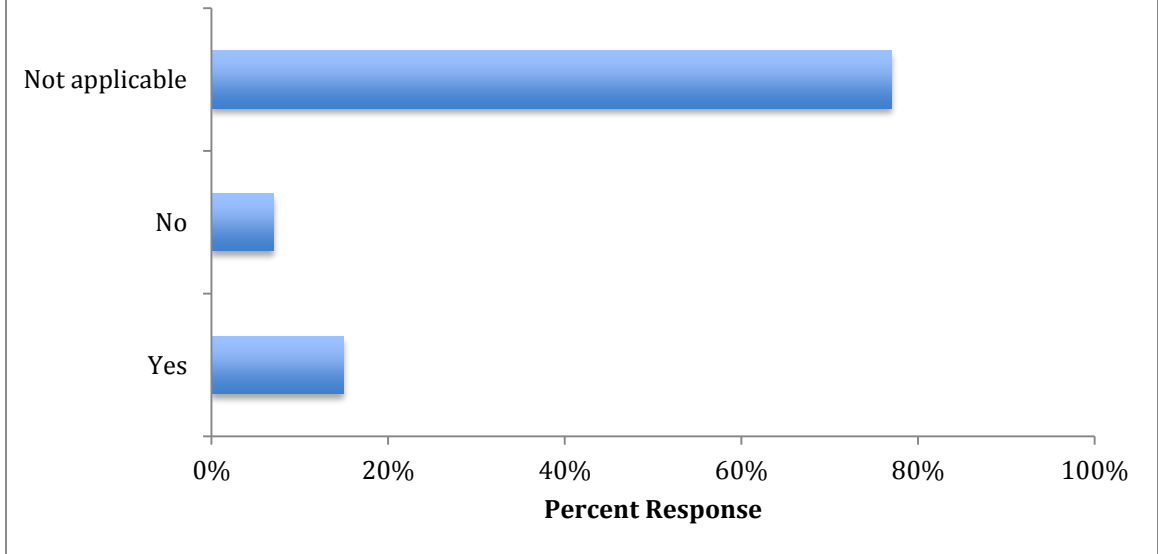


| Answer Choices | Responses   | Response Totals |
|----------------|-------------|-----------------|
| 4 or more      | 19%         | 2,577           |
| 3              | 26%         | 3,490           |
| 2              | 41%         | 5,413           |
| 1              | 14%         | 1,812           |
| <b>Total</b>   | <b>100%</b> | <b>13,292</b>   |



**Q41 If you have children between the ages of 5-18,  
have any of them attended religious education  
classes in the past year?**

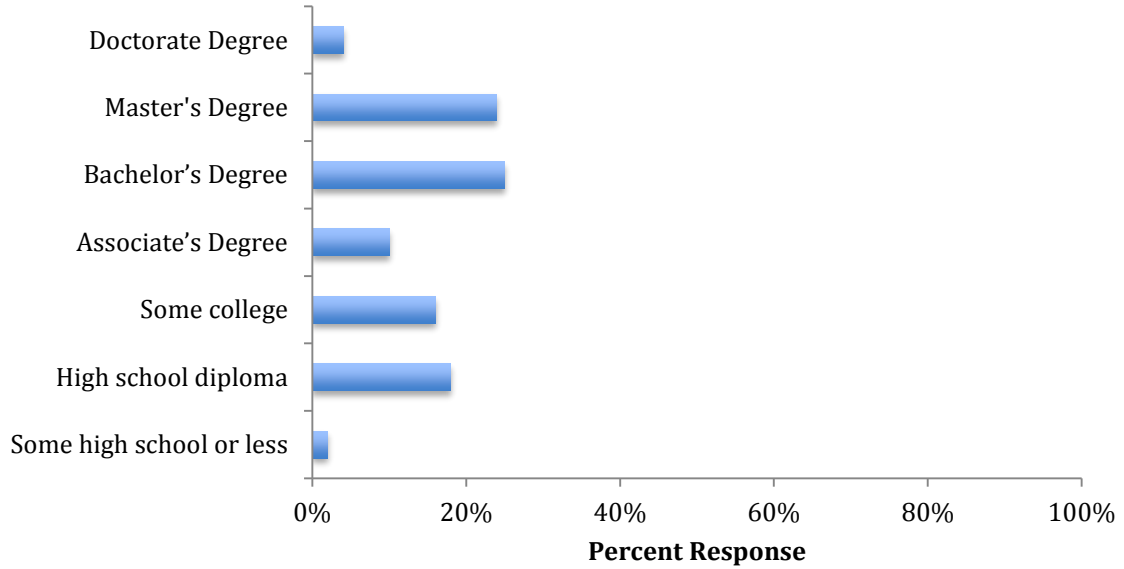
**Answered: 13109 Skipped 4698**



| <b>Answer Choices</b> | <b>Responses</b> | <b>Response Totals</b> |
|-----------------------|------------------|------------------------|
| Not applicable        | 77%              | 10,132                 |
| No                    | 7%               | 964                    |
| Yes                   | 15%              | 2,013                  |
| <b>Total</b>          | <b>100%</b>      | <b>13,109</b>          |

## Q42 What best describes your highest level of education?

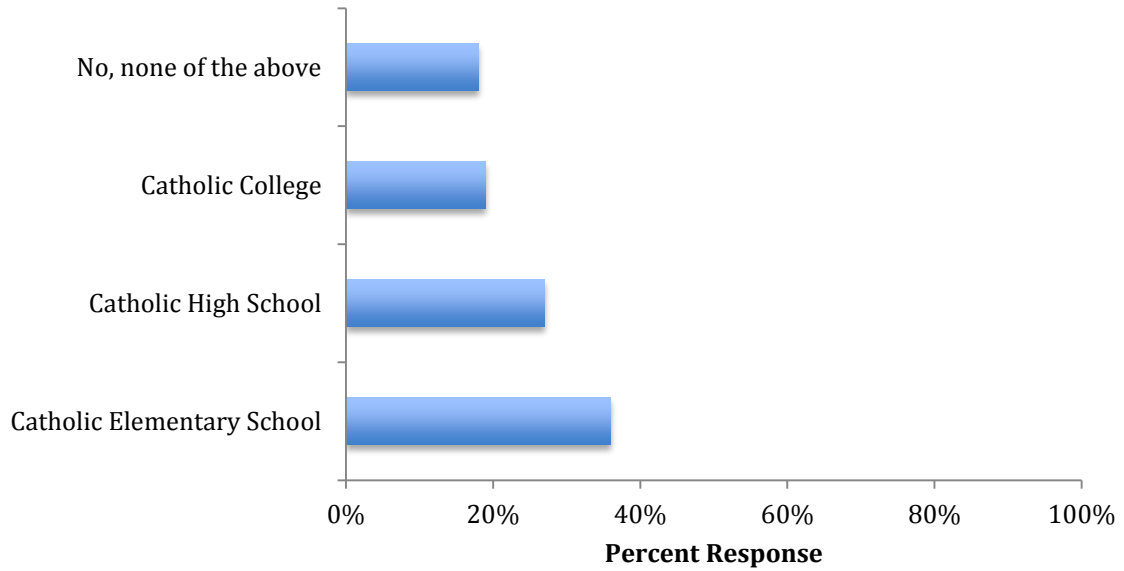
Answered: 16567 Skipped: 1240



| Answer Choices           | Responses   | Response Totals |
|--------------------------|-------------|-----------------|
| Doctorate Degree         | 4%          | 742             |
| Master's Degree          | 18%         | 3,990           |
| Bachelor's Degree        | 16%         | 4,141           |
| Associate's Degree       | 10%         | 1,599           |
| Some college             | 25%         | 2,708           |
| High School Diploma      | 24%         | 2,978           |
| Some High School or less | 4%          | 409             |
| <b>Total</b>             | <b>100%</b> | <b>16,567</b>   |

**Q43 Have you (or your children, if applicable) ever attended the following? (Please select all that apply)**

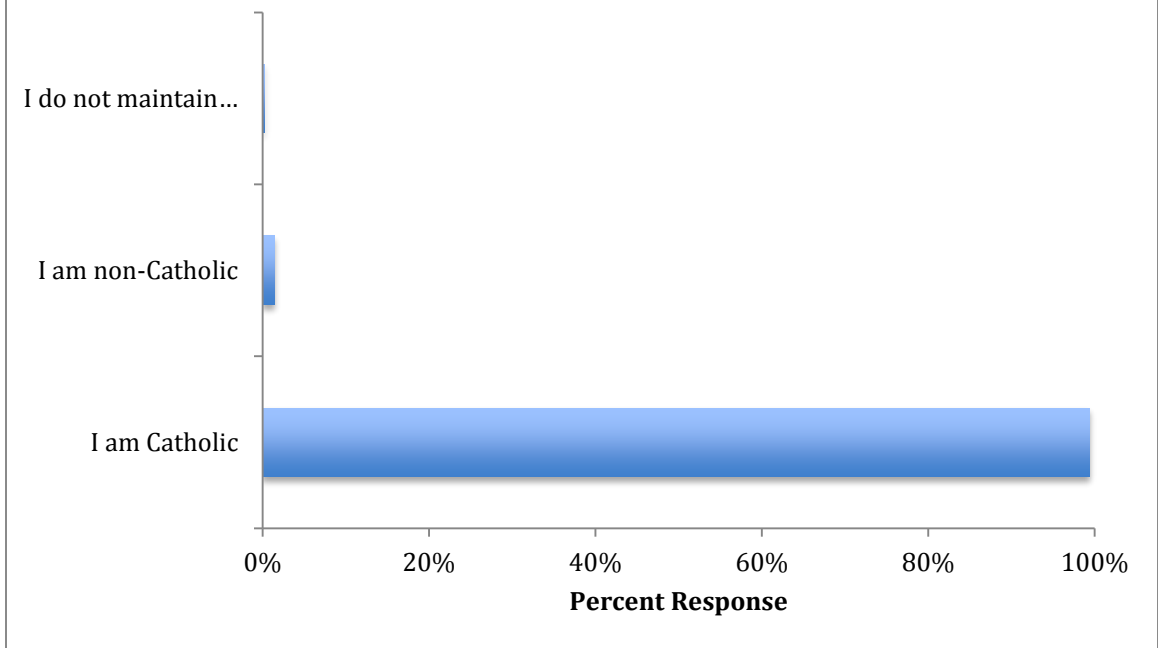
Answered: 16543 Skipped: 1240



| Answer Choices             | Responses | Response Totals |
|----------------------------|-----------|-----------------|
| No, none of the above      | 18%       | 4,625           |
| Catholic College           | 19%       | 4,836           |
| Catholic High School       | 27%       | 6,902           |
| Catholic Elementary School | 36%       | 9,321           |
| <b>Total</b>               | 100%      | <b>16,543</b>   |

### Q44 What is your religious affiliation?

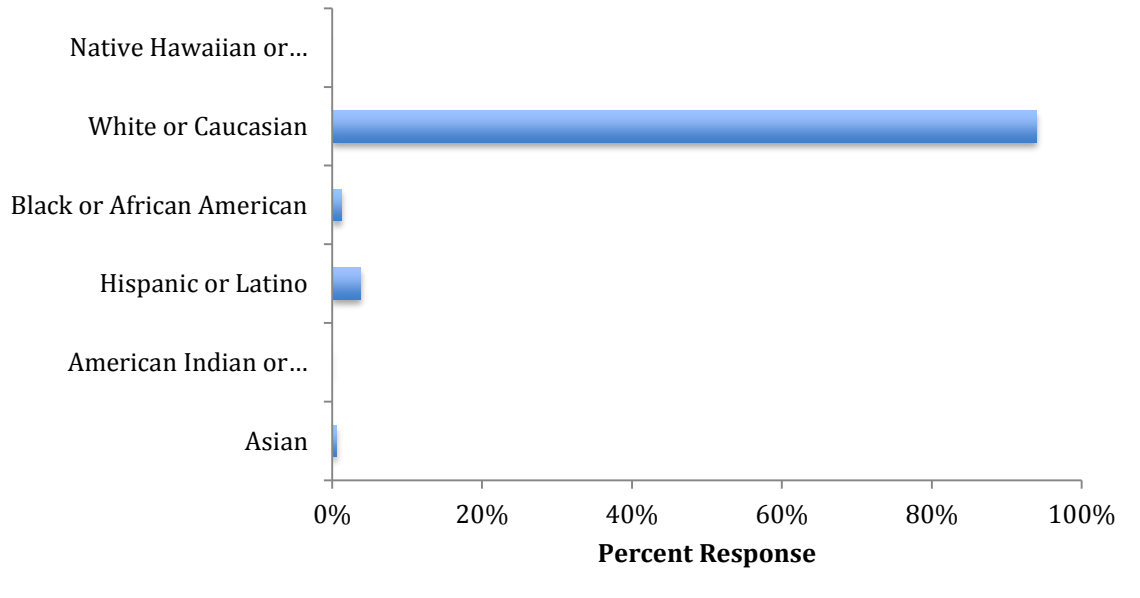
Answered: 16679 Skipped 1128



| Answer Choices                            | Responses   | Response Totals |
|---|-------------|-----------------|
| I do not maintain a religious affiliation | 0.20%       | 34              |
| I am non-Catholic                         | 0.45%       | 75              |
| I am Catholic                             | 99.35%      | 16,570          |
| <b>Total</b>                              | <b>100%</b> | <b>16,679</b>   |

**Q45 With which of the following categories do you most identify, in terms of your race/ethnicity?**

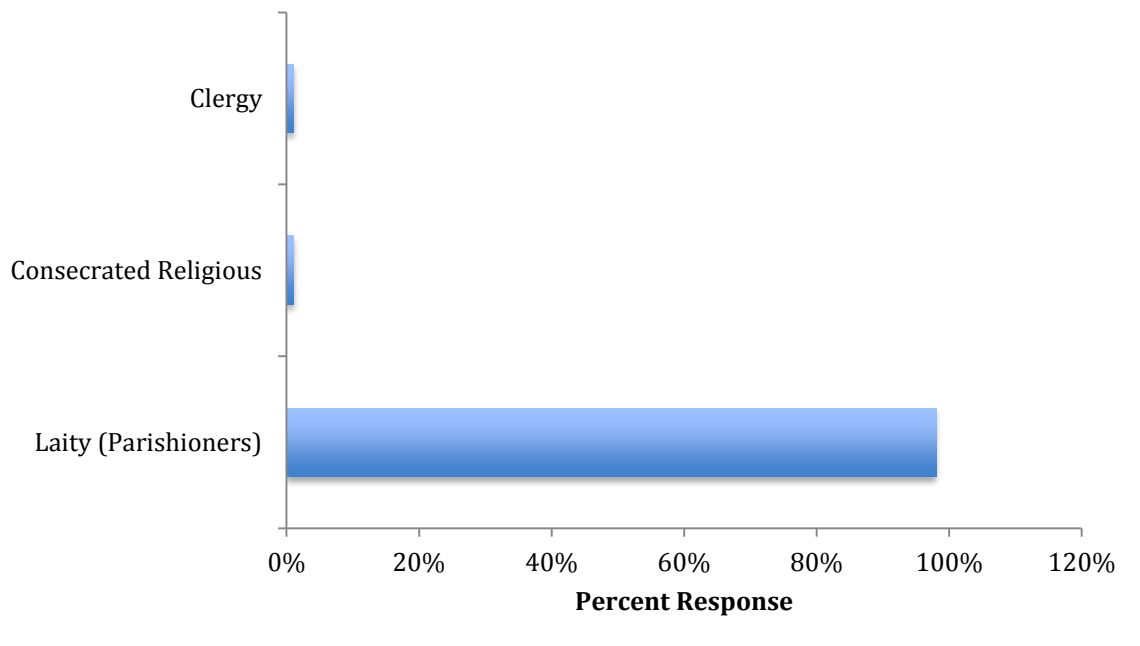
Answered: 16516 Skipped 1291



| Answer Choices                            | Responses   | Response Totals |
|---|-------------|-----------------|
| Native Hawaiian or Other Pacific Islander | 0%          | 9               |
| White or Caucasian                        | 94%         | 15,546          |
| Black or African American                 | 1%          | 197             |
| Hispanic or Latino                        | 4%          | 638             |
| American Indian or Alaska Native          | 0%          | 22              |
| Asian                                     | 1%          | 104             |
| <b>Total</b>                              | <b>100%</b> | <b>16,516</b>   |

**Q46 What best describes your role in your parish:**

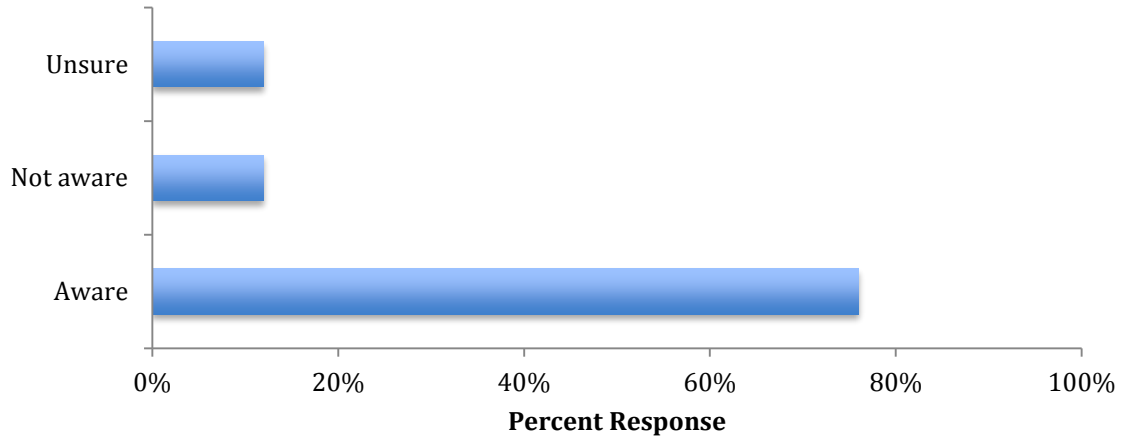
Answered: 16535 Skipped 1272



| Answer Choices        | Responses   | Response Totals |
|-----------------------|-------------|-----------------|
| Clergy                | 1%          | 228             |
| Consecrated Religious | 1%          | 120             |
| Laity (Parishioners)  | 98%         | 16,187          |
| <b>Total</b>          | <b>100%</b> | <b>16,535</b>   |

**Q47 I am aware of some of the issues facing the Archdiocese of Hartford regarding changing demographics/population, location of churches, priests, personnel, age/condition of buildings, financial stability, etc.**

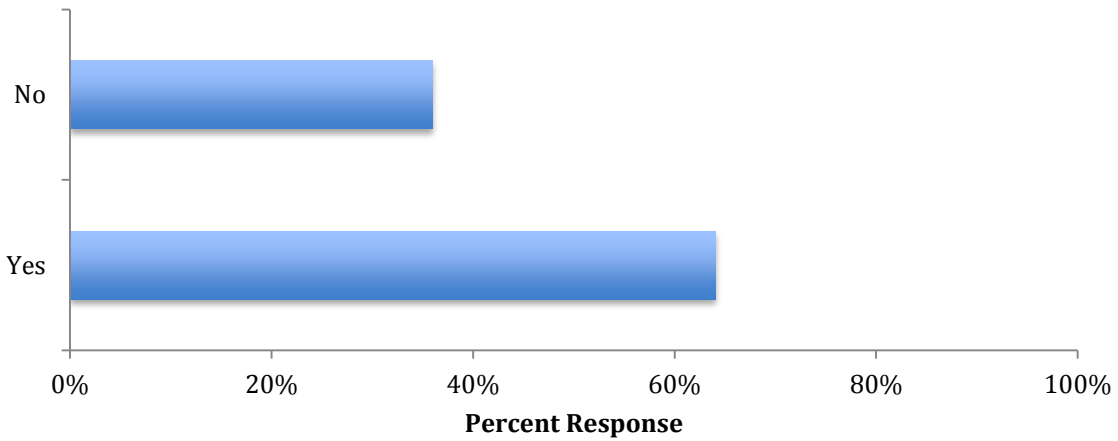
Answered: 16607 Skipped: 1200



| Answer Choices | Responses   | Response Totals |
|----------------|-------------|-----------------|
| Unsure         | 12%         | 2,072           |
| Not aware      | 12%         | 1,992           |
| Aware          | 76%         | 12,543          |
| <b>Total</b>   | <b>100%</b> | <b>16,607</b>   |

**Q48 I have heard the Holy Father Pope Francis call for a “missionary option” capable of transforming everything so that all might be suitably channeled for the evangelization of today’s world rather than for self-preservation.**

**Answered: 16356 Skipped: 14**

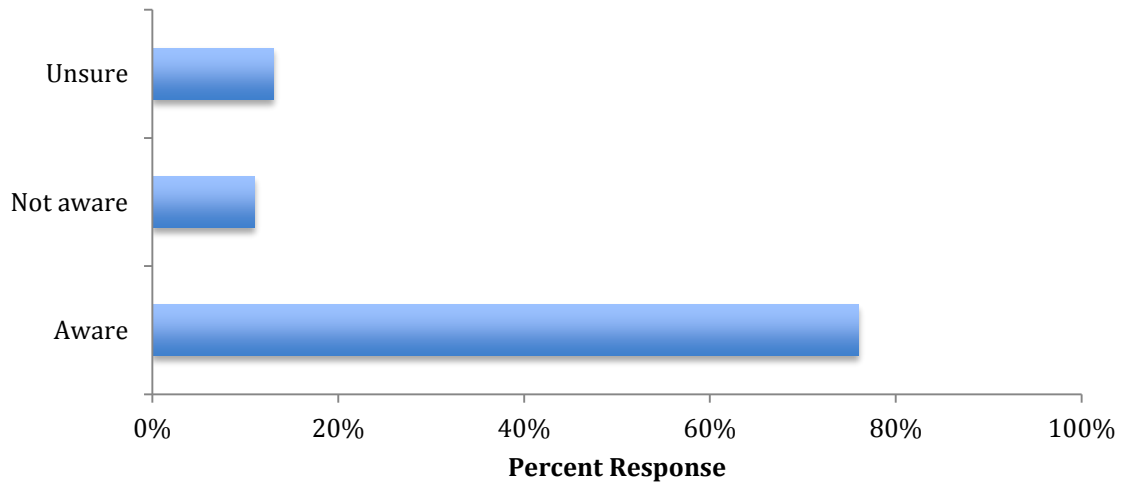


| <b>Answer Choices</b> | <b>Responses</b> | <b>Response Totals</b> |
|-----------------------|------------------|------------------------|
| No                    | 36%              | 5,904                  |
| Yes                   | 64%              | 10,452                 |
| <b>Total</b>          | <b>100%</b>      | <b>16,356</b>          |



**Q49 I am aware that the Archdiocese of Hartford needs to determine the kinds of changes needed to best position itself to establish and sustain a spiritually rich, joyful and vibrant future.**

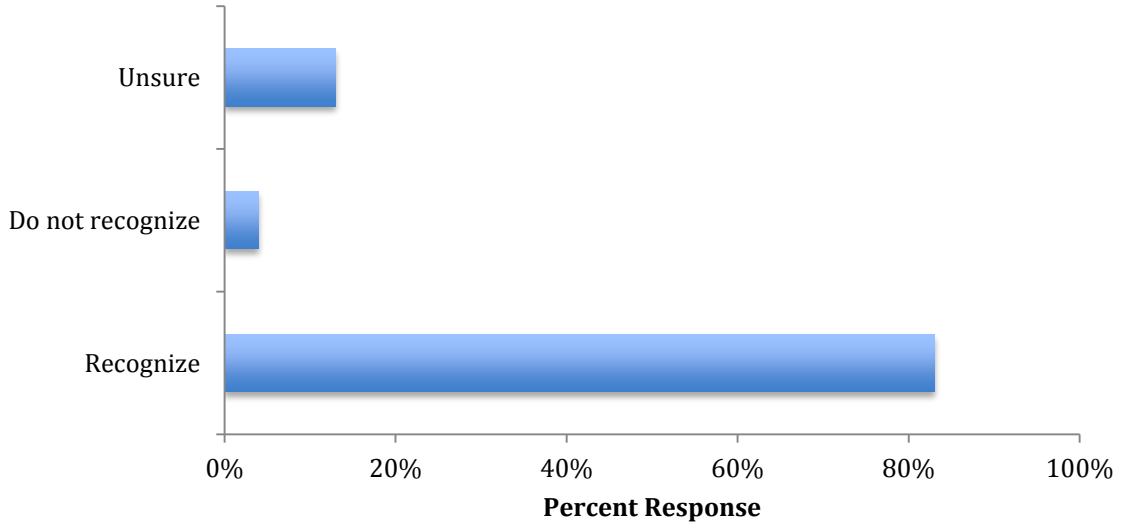
Answered: 16531 Skipped: 1276



| <b>Answer Choices</b> | <b>Responses</b> | <b>Response Totals</b> |
|-----------------------|------------------|------------------------|
| Unsure                | 13%              | 2,083                  |
| Not aware             | 11%              | 1,866                  |
| Aware                 | 76%              | 12,582                 |
| <b>Total</b>          | <b>100%</b>      | <b>16,531</b>          |

**Q50 I recognize the reality that parish structure will need to evolve as it has in the past to remain faithful to its mission.**

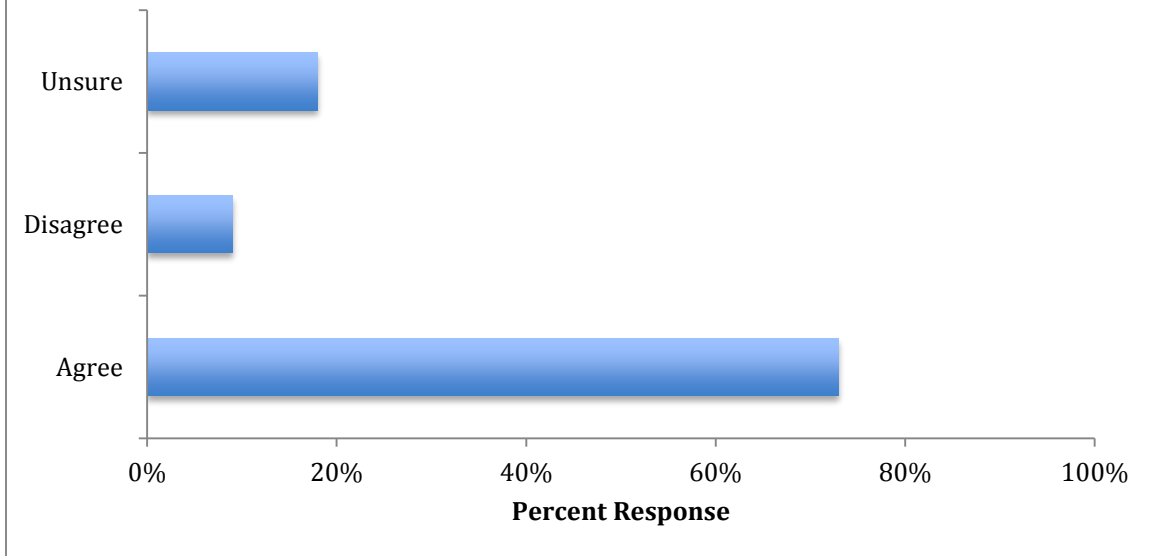
**Answered: 16513 Skipped 1294**



| <b>Answer Choices</b> | <b>Responses</b> | <b>Response Totals</b> |
|-----------------------|------------------|------------------------|
| Unsure                | 13%              | 2,138                  |
| Do not recognize      | 4%               | 620                    |
| Recognize             | 83%              | 13,755                 |
| <b>Total</b>          | <b>100%</b>      | <b>16,513</b>          |

**Q51 When considering the future of a particular parish, it is important to consider the changing demographics of a particular area.**

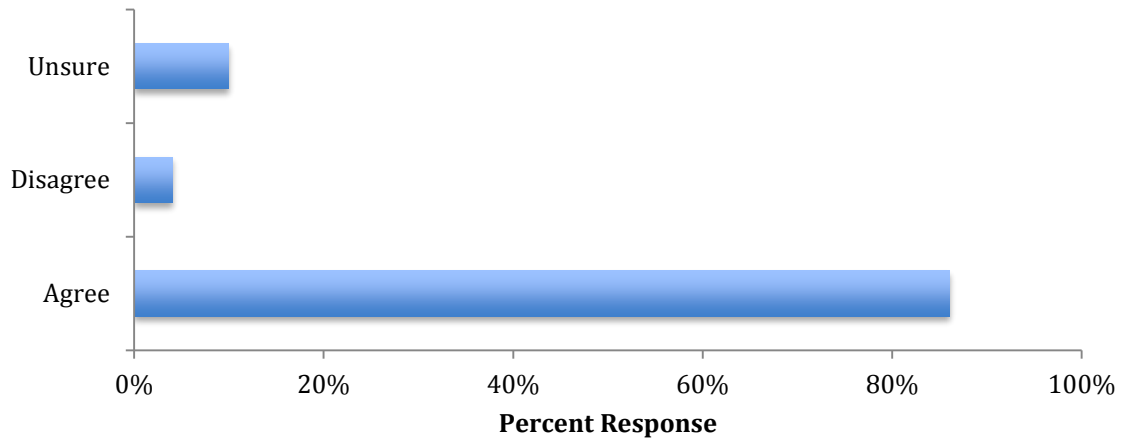
Answered: 16439 Skipped: 1368



| Answer Choices | Responses   | Response Totals |
|----------------|-------------|-----------------|
| Unsure         | 18%         | 2,907           |
| Disagree       | 9%          | 1,510           |
| Agree          | 73%         | 12,022          |
| <b>Total</b>   | <b>100%</b> | <b>16,439</b>   |

**Q52 When considering the future of a particular parish, it is important to consider the programs offered by a parish in terms of education, sacramental preparation, outreach to the poor, RCIA, etc.**

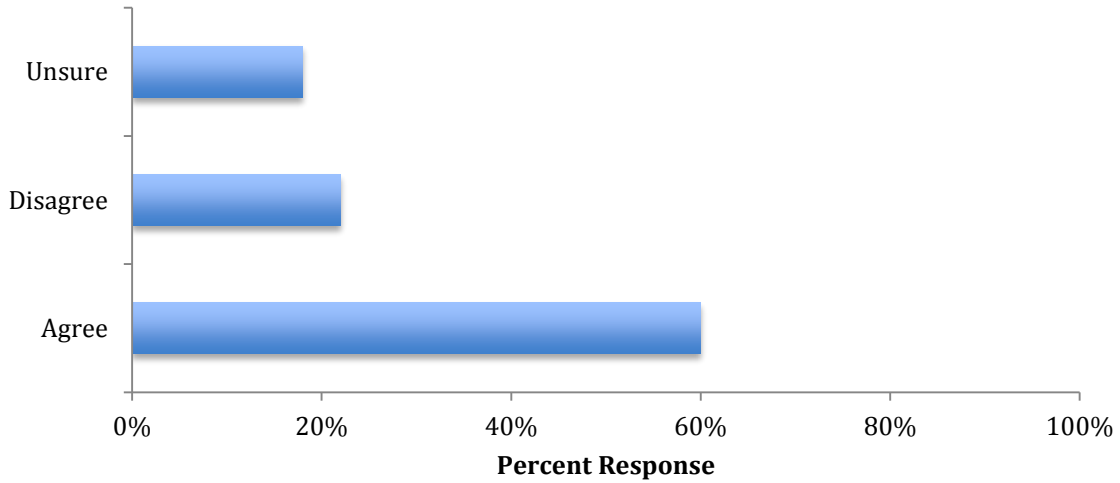
**Answered: 16494 Skipped: 1313**



| <b>Answer Choices</b> | <b>Responses</b> | <b>Response Totals</b> |
|-----------------------|------------------|------------------------|
| Unsure                | 9.45%            | 1,558                  |
| Disagree              | 4.41%            | 728                    |
| Agree                 | 86.14%           | 14,208                 |
| <b>Total</b>          | <b>100%</b>      | <b>16,494</b>          |

**Q53 When considering the future of a particular parish, it is important to consider how many Baptisms, Weddings, Confirmations, Funerals, etc. take place on an annual basis.**

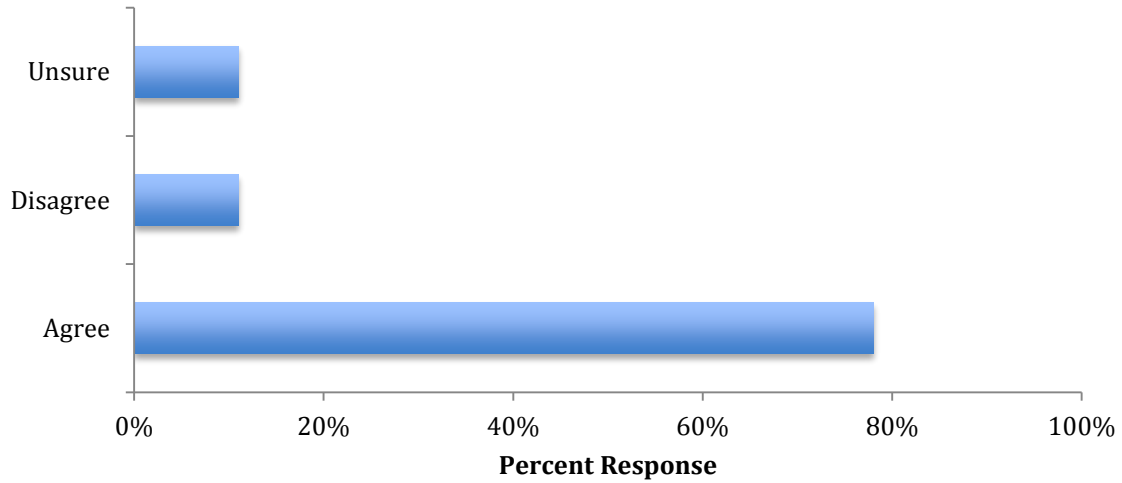
Answered: 16487 Skipped: 1320



| Answer Choices | Responses   | Response Totals |
|----------------|-------------|-----------------|
| Unsure         | 18%         | 3,013           |
| Disagree       | 22%         | 3,548           |
| Agree          | 60%         | 9,890           |
| <b>Total</b>   | <b>100%</b> | <b>16,487</b>   |

**Q54 When considering the future of a particular parish, it is important to consider weekday and Sunday Mass attendance as well as the seating capacity of the Church.**

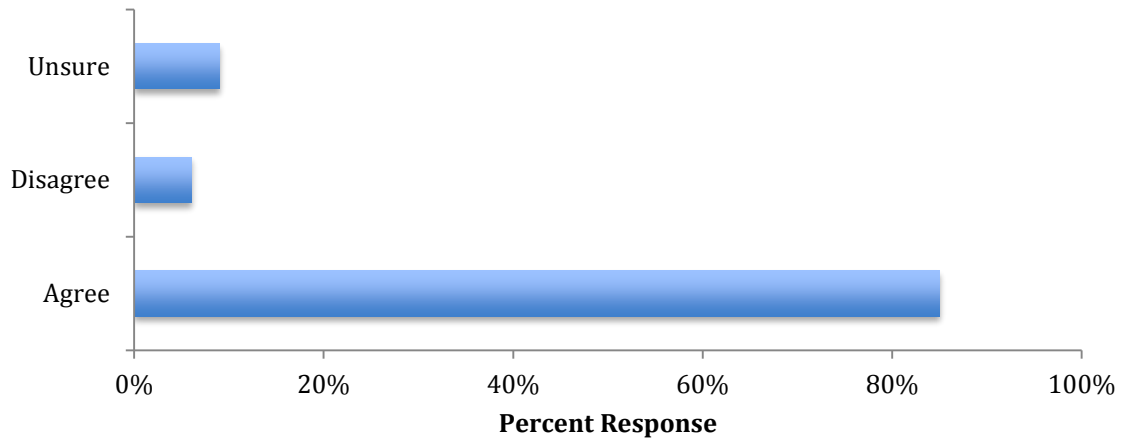
Answered: 16450 Skipped: 1357



| Answer Choices | Responses   | Response Totals |
|----------------|-------------|-----------------|
| Unsure         | 10.65%      | 1,752           |
| Disagree       | 11.66%      | 1,928           |
| Agree          | 77.69%      | 12,780          |
| <b>Total</b>   | <b>100%</b> | <b>16,450</b>   |

**Q55 When considering the future of a particular parish, it is important to consider if the parish is financially sound: does revenue meet expenses, are there savings, are the buildings adequately maintained, and other similar “temporal” issues.**

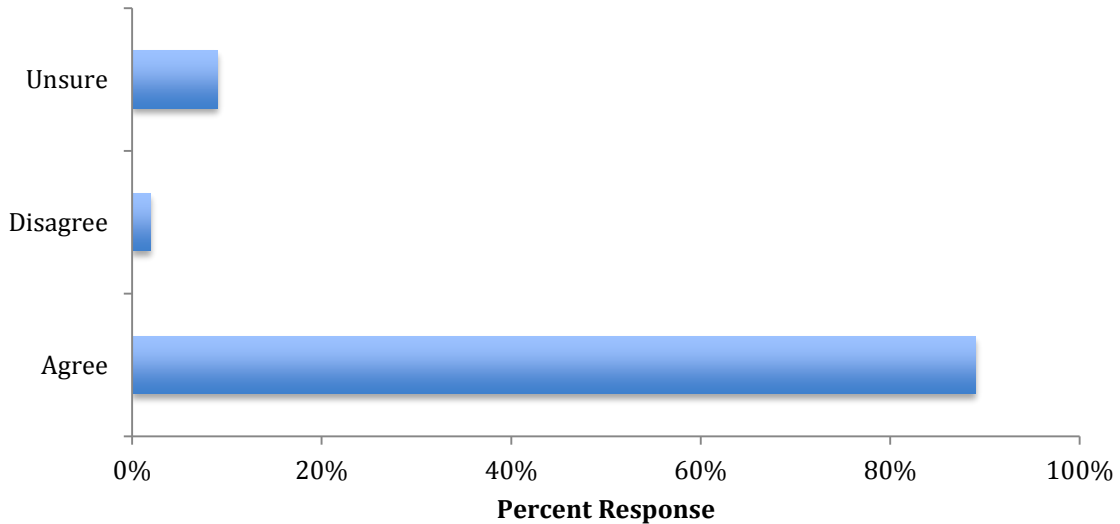
**Answered:**



| <b>Answer Choices</b> | <b>Responses</b> | <b>Response Totals</b> |
|-----------------------|------------------|------------------------|
| Unsure                | 9%               | 1,471                  |
| Disagree              | 6%               | 967                    |
| Agree                 | 85%              | 14,018                 |
| <b>Total</b>          | <b>100%</b>      | <b>16,456</b>          |

**Q56 When considering a plan for the entire Archdiocese of Hartford, its parishes, offices and schools, consultation should be done at every level.**

Answered: 16472 Skipped: 1335

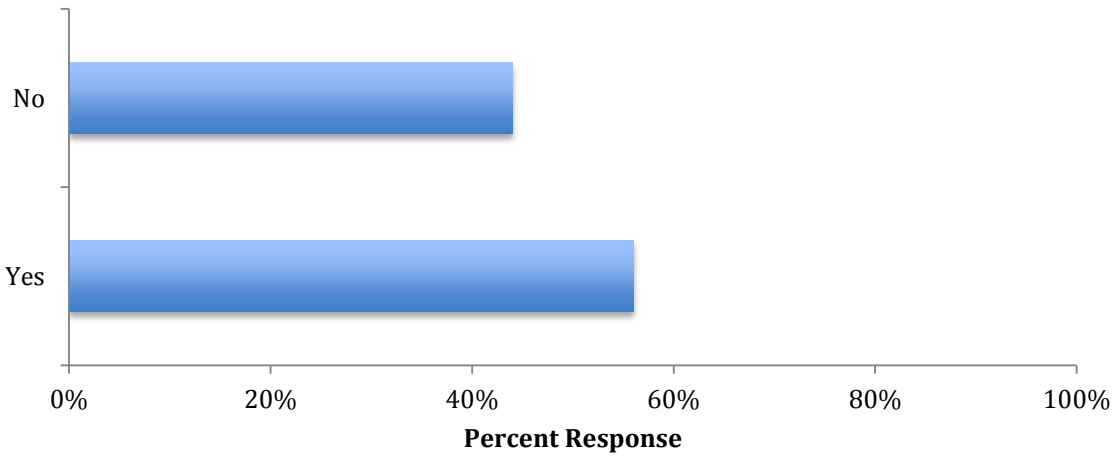


| <b>Answer Choices</b> | <b>Responses</b> | <b>Response Totals</b> |
|-----------------------|------------------|------------------------|
| Unsure                | 8.5%             | 1,400                  |
| Disagree              | 2.15%            | 354                    |
| Agree                 | 89.35%           | 14,718                 |
| <b>Total</b>          | <b>100%</b>      | <b>16,472</b>          |



**Q57 Would you share news and religious content including blogs, videos, updates from the Archbishop, stories about community service, etc., with your friends and/or family using social media, if the content were readily available?**

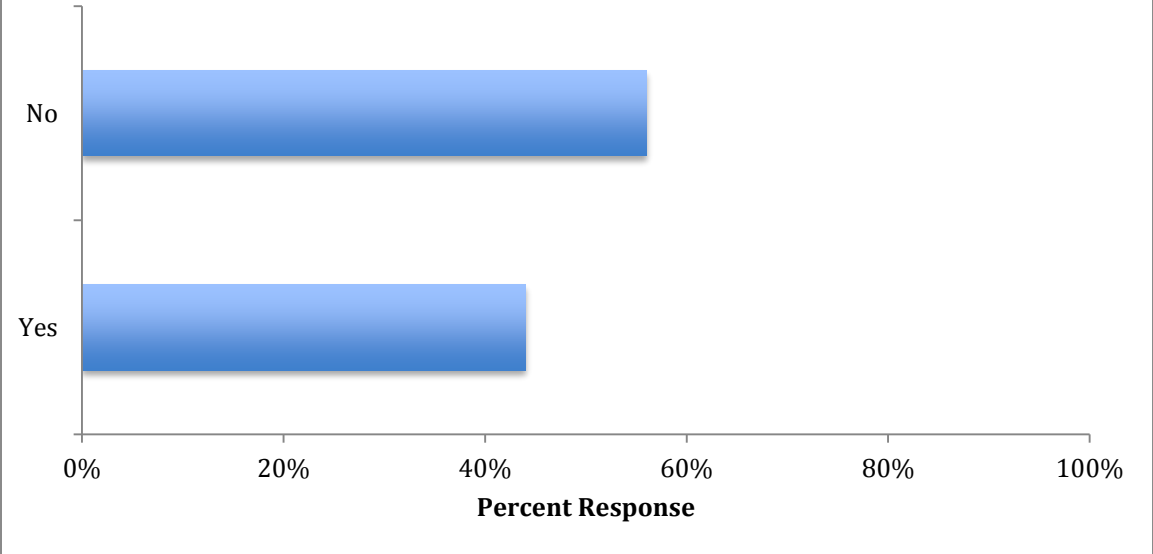
Answered: 16096 Skipped



| Answer Choices | Responses   | Response Totals |
|----------------|-------------|-----------------|
| No             | 44%         | 7,078           |
| Yes            | 56%         | 9,018           |
| <b>Total</b>   | <b>100%</b> | <b>16,096</b>   |

**Q58 Would you personally feel more connected if your parish had social media accounts available to keep you informed?**

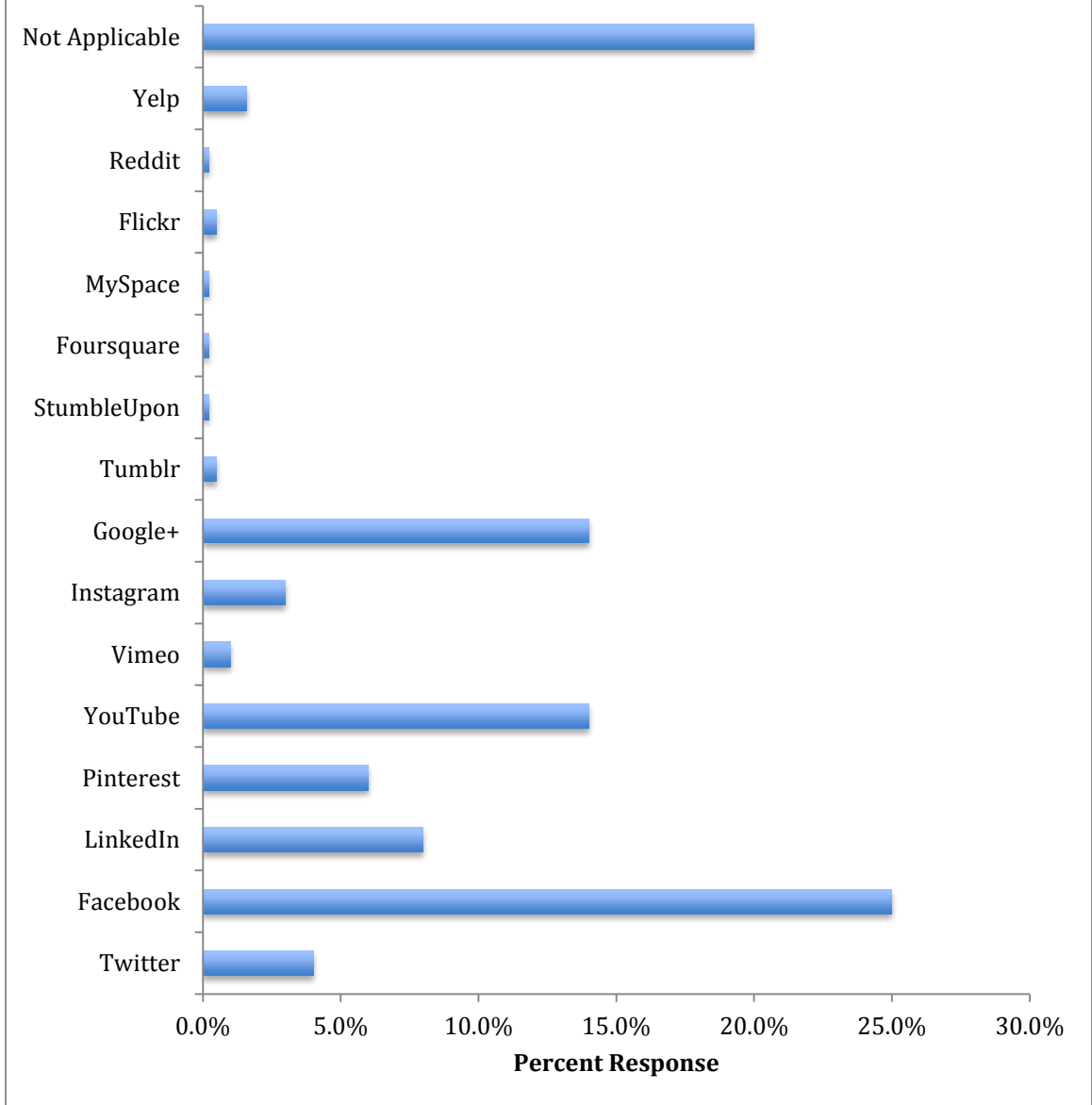
Answered: 16122 Skipped: 1685



| Answer Choices | Responses   | Response Totals |
|----------------|-------------|-----------------|
| No             | 56%         | 9,069           |
| Yes            | 44%         | 7,053           |
| <b>Total</b>   | <b>100%</b> | <b>16,122</b>   |

**Q59 What social media platforms do you use most?  
(Please select all that apply)**

Answered: 16073 Skipped: 1734

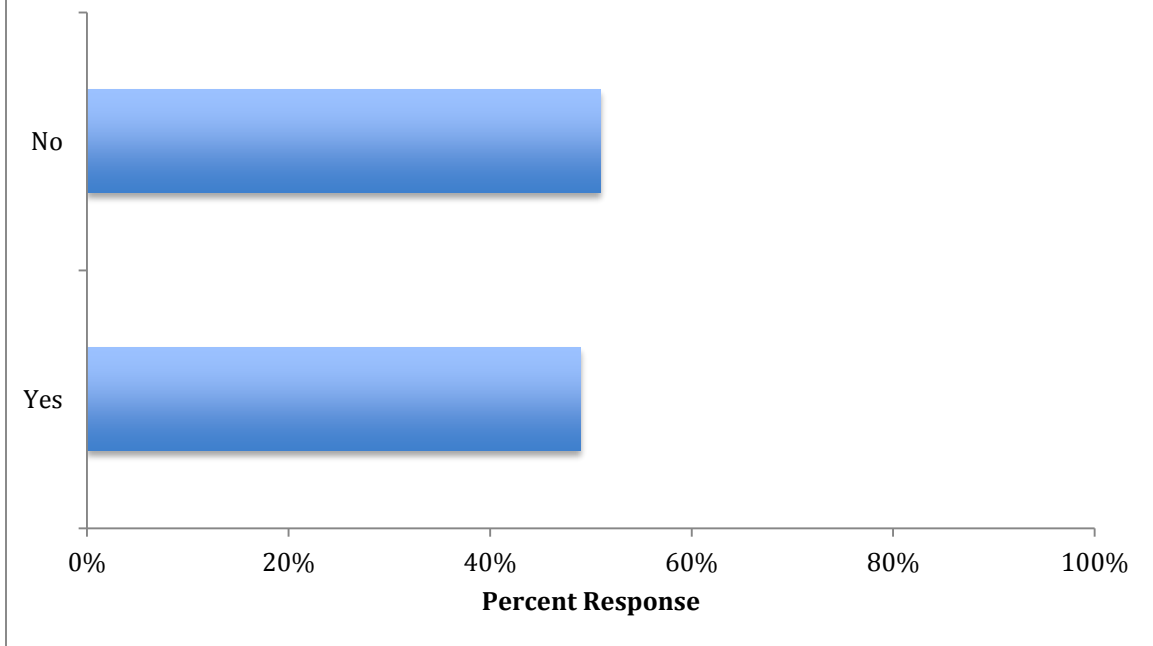


**Table for Q59 Percentages and Response totals on following page.**

| <b>Answer Choices Q59</b> | <b>Responses</b> | <b>Response Totals</b> |
|---------------------------|------------------|------------------------|
| Not applicable            | 19.87%           | 5,681                  |
| Yelp                      | 1.67%            | 477                    |
| Reddit                    | 0.19%            | 57                     |
| Flickr                    | 0.37%            | 107                    |
| MySpace                   | 0.19%            | 54                     |
| Foursquare                | 0.15%            | 45                     |
| StumbleUpon               | 0.19%            | 55                     |
| Tumblr                    | 0.39%            | 113                    |
| Google+                   | 14.23%           | 4,069                  |
| Instagram                 | 3.59%            | 1,028                  |
| Vimeo                     | 0.56%            | 161                    |
| YouTube                   | 14.23%           | 4,069                  |
| Pinterest                 | 5.81%            | 1,662                  |
| LinkedIn                  | 8.41%            | 2,407                  |
| Facebook                  | 25.70%           | 7,347                  |
| Twitter                   | 4.39%            | 1,256                  |
| <b>Total</b>              | <b>100%</b>      | <b>28,588</b>          |

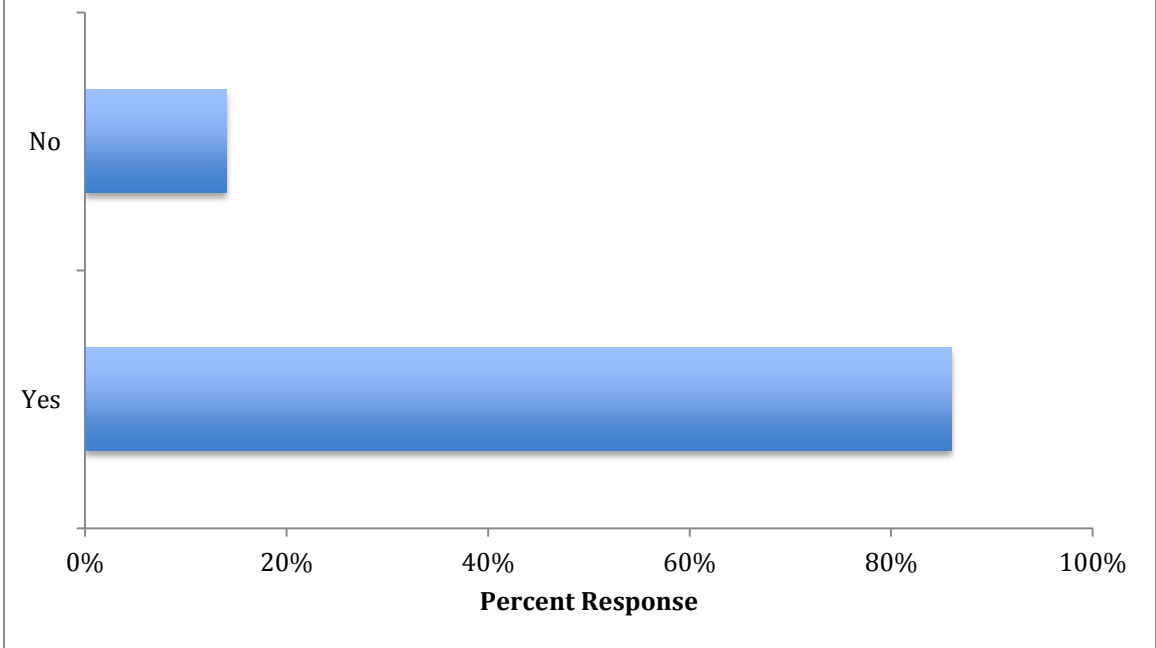
### Q60 Do you read blogs or view other online content?

Answered: 16331 Skipped: 1476



| Answer Choices | Responses   | Response Totals |
|----------------|-------------|-----------------|
| No             | 51%         | 8,401           |
| Yes            | 49%         | 7,930           |
| <b>Total</b>   | <b>100%</b> | <b>16,331</b>   |

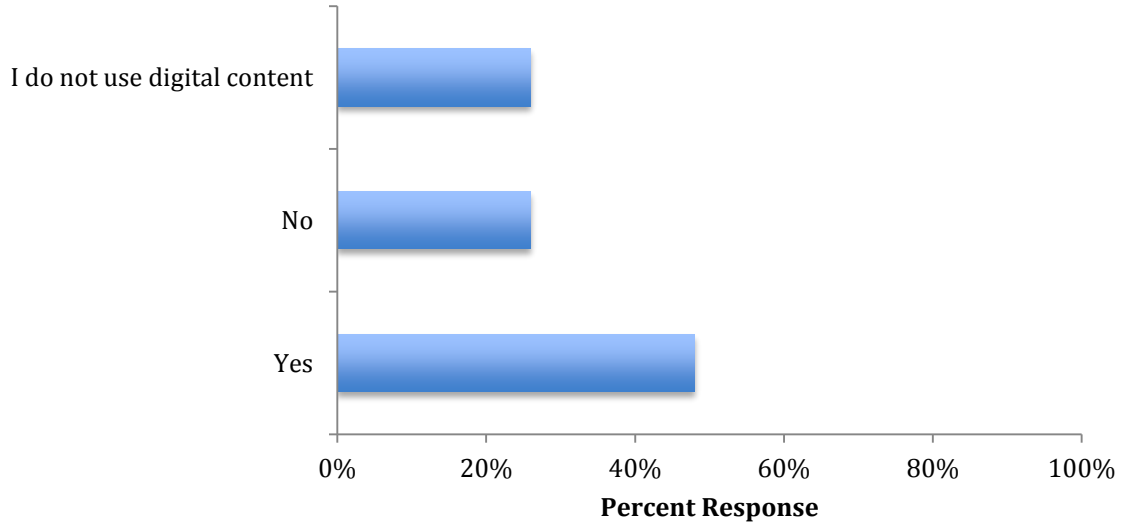
**Q61 Do you use email?**  
Answered: 16442 Skipped: 1365



| Answer Choices | Responses   | Response Totals |
|----------------|-------------|-----------------|
| No             | 14%         | 2,265           |
| Yes            | 86%         | 14,177          |
| <b>Total</b>   | <b>100%</b> | <b>16,442</b>   |

**Q62 Would you enjoy daily inspirational and motivational content delivered in a digital format?  
(Video, blog, digital newsletter, etc.)**

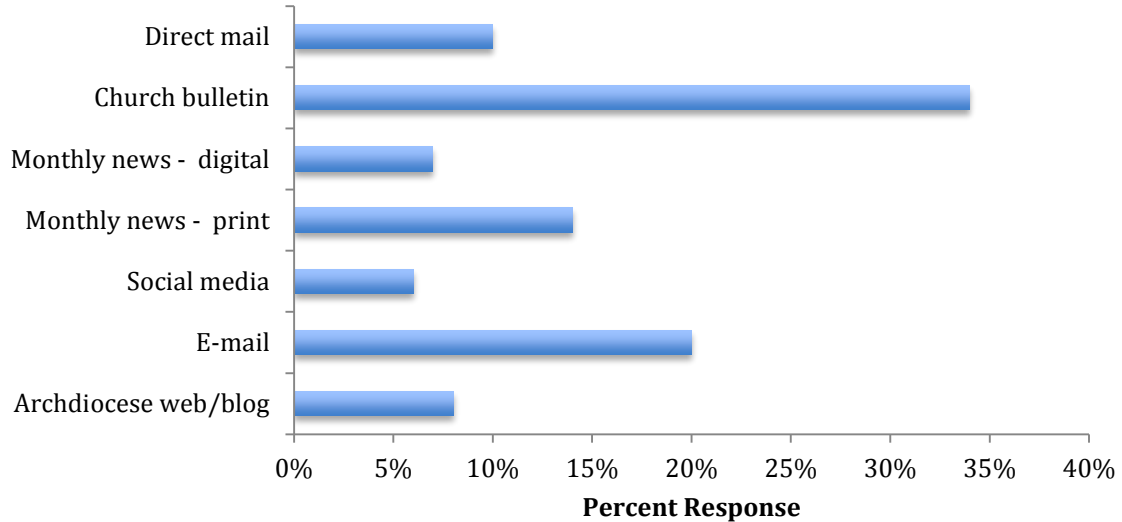
Answered: 16334 Skipped: 1473



| Answer Choices               | Responses   | Response Totals |
|------------------------------|-------------|-----------------|
| I do not use digital content | 26%         | 4,247           |
| No                           | 26%         | 4,265           |
| Yes                          | 48%         | 7,822           |
| <b>Total</b>                 | <b>100%</b> | <b>16,334</b>   |

**Q63 What would be your preferred way to receive updates from the Archdiocese of Hartford and from your Parish? (Please select all that apply)**

Answered: 16448 Skipped: 1359




| Answer Choices           | Responses   | Response Totals |
|--------------------------|-------------|-----------------|
| Direct mail              | 10%         | 4,067           |
| Church bulletin          | 34%         | 13,387          |
| Monthly news - Digital   | 7%          | 2,605           |
| Monthly news - print     | 14%         | 5,486           |
| Social media             | 6%          | 2,331           |
| Email                    | 20%         | 7,941           |
| Archdiocese website/blog | 8%          | 3,304           |
| <b>Total</b>             | <b>100%</b> | <b>39,121</b>   |



**Q64 What radio stations do you listen to? (Please select all that apply)**

Answered: 16057 Skipped 1750

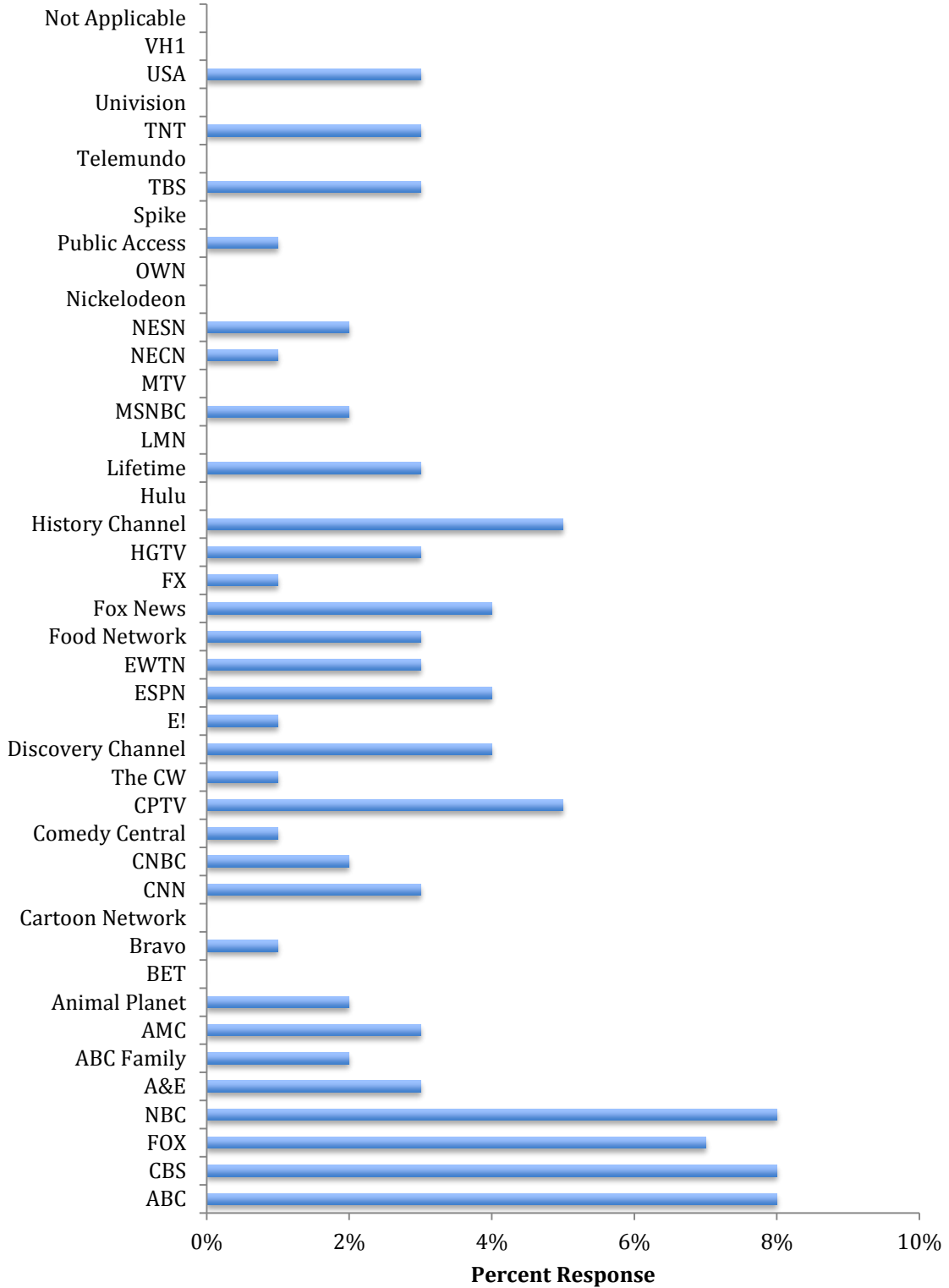


**Table for Q64 Percentages and Response totals on following page**

| <b>Answer Choices Q64</b> | <b>Responses</b> | <b>Response Totals</b> |
|---------------------------|------------------|------------------------|
| Not applicable            | 4.95%            | 2,278                  |
| Spotify                   | 0.78%            | 359                    |
| Pandora                   | 4.85%            | 2,234                  |
| iHeart Radio              | 1.87%            | 861                    |
| 1500AM - WFIF             | 0.20%            | 94                     |
| 1450 AM - WCUM            | 0.05%            | 23                     |
| 1410 AM - WPOP            | 0.89%            | 413                    |
| 1120 AM - WPRX            | 0.23%            | 108                    |
| 1080 AM - WTIC            | 9.63%            | 4,429                  |
| 960 AM - WELI             | 2.55%            | 1,174                  |
| 840 AM - WRYM             | 0.30%            | 140                    |
| 107.9 FM - WEBE           | 3.44%            | 1,583                  |
| 106.9 FM - WCCC           | 1.66%            | 765                    |
| 105.9 FM - WHCN           | 5.38%            | 2,477                  |
| 104.5 FM - W283BS         | 0.15%            | 71                     |
| 104.1 FM - WMRQ           | 1.92%            | 887                    |
| 102.9 FM - WDRC           | 5.54%            | 2,548                  |
| 101.3 FM - WKCI           | 3.19%            | 1,470                  |
| 100.5 FM - WRCH           | 9.73%            | 4,475                  |
| 99.9 FM - WEZN            | 3.62%            | 1,664                  |
| 99.5 FM - W258AL          | 0.16%            | 77                     |
| 99.1 FM - WPLR            | 3.78%            | 1,739                  |
| 97.1 FM - W246CC          | 0.25%            | 119                    |
| 96.5 FM - WTIC            | 5.29%            | 2,434                  |
| 95.9 FM - WFOX            | 0.93%            | 431                    |
| 95.7 FM - WKSS            | 3.47%            | 1,599                  |
| 94.3 FM - WYBC            | 0.36%            | 166                    |
| 93.7 FM - WZMX            | 0.73%            | 338                    |
| 92.5 FM - WWYZ            | 5.99%            | 2,755                  |
| 90.5 FM - WNPR            | 7.83%            | 3,602                  |
| 88.9 FM - WJMJ            | 10.16%           | 4,676                  |
| <b>Total</b>              | <b>100%</b>      | <b>45,989</b>          |

**Q65 What TV stations do you watch? (Please select all that apply)**

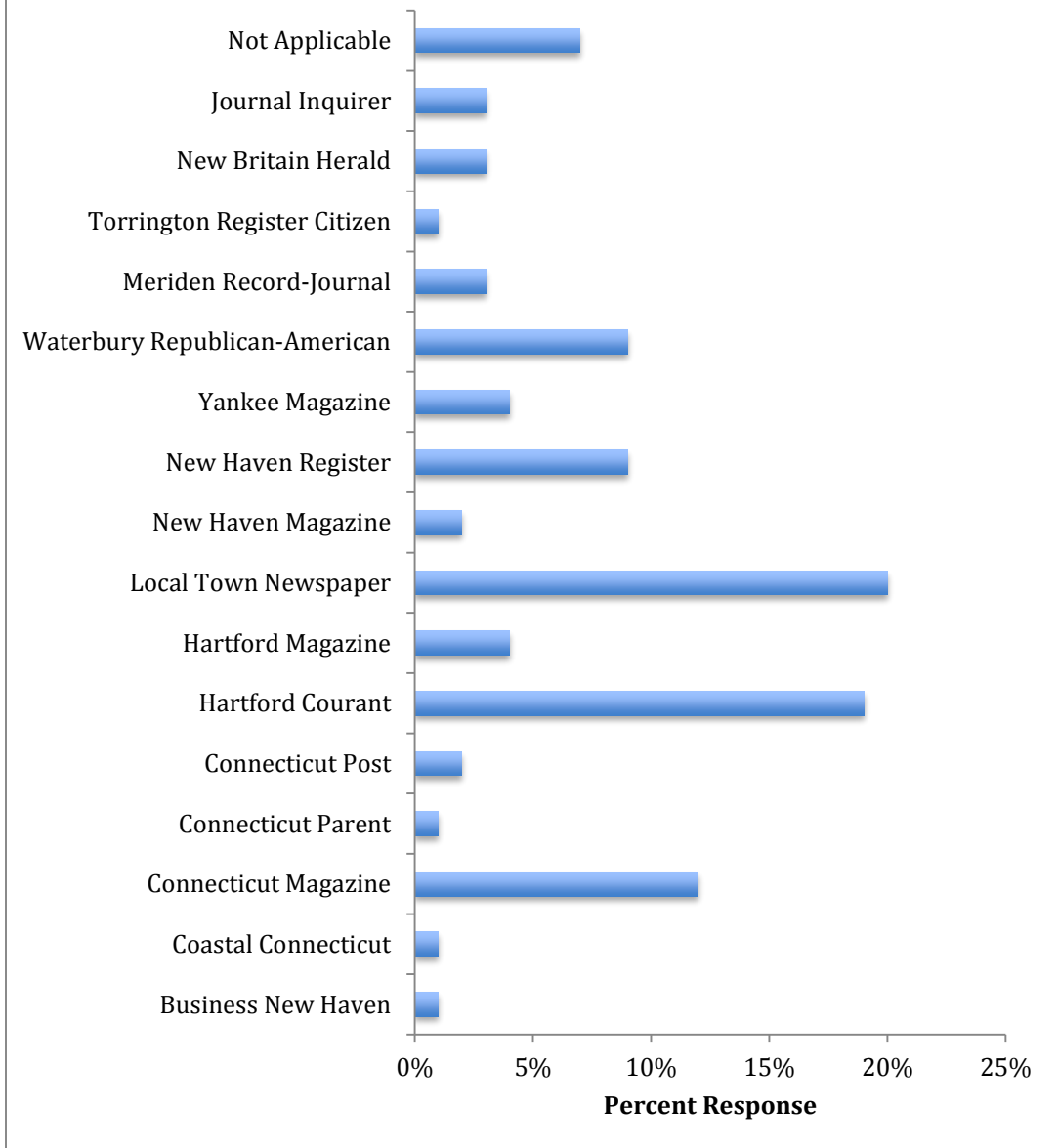
**Answered: 16369 Skipped: 1438**



| <b>Answer Choices Q65</b> | <b>Responses</b> | <b>Response Totals</b> |
|---------------------------|------------------|------------------------|
| Not applicable            | 0.39%            | 598                    |
| VH1                       | 0.22%            | 346                    |
| USA                       | 2.79%            | 4,258                  |
| Univision                 | 0.25%            | 387                    |
| TNT                       | 3.28%            | 5,003                  |
| Telemundo                 | 0.22%            | 345                    |
| TBS                       | 2.65%            | 4,039                  |
| Spike                     | 0.37%            | 562                    |
| Public Access             | 0.84%            | 1,290                  |
| OWN                       | 0.53%            | 812                    |
| Nickelodeon               | 0.47%            | 730                    |
| NESN                      | 1.74%            | 2,654                  |
| NECN                      | 0.57%            | 869                    |
| MTV                       | 0.23%            | 348                    |
| MSNBC                     | 1.78%            | 2,715                  |
| LMN                       | 0.54%            | 825                    |
| Lifetime                  | 2.82%            | 4,298                  |
| Hulu                      | 0.22%            | 340                    |
| History Channel           | 4.61%            | 7,027                  |
| HGTV                      | 3.12%            | 4,751                  |
| FX                        | 1.25%            | 1,916                  |
| Fox News                  | 4.13%            | 6,292                  |
| Food Network              | 3.35%            | 5,105                  |
| EWTN                      | 2.44%            | 3,718                  |
| ESPN                      | 3.99%            | 6,076                  |
| E!                        | 0.73%            | 1,117                  |
| Discovery Channel         | 3.53%            | 5,384                  |
| The CW                    | 0.60%            | 919                    |
| CPTV                      | 5.08%            | 7,740                  |
| Comedy Central            | 0.72%            | 1,097                  |
| CNBC                      | 1.52%            | 2,324                  |
| CNN                       | 3.42%            | 5,220                  |
| Cartoon Network           | 0.30%            | 462                    |
| Bravo                     | 0.82%            | 1,248                  |
| BET                       | 0.21%            | 330                    |
| Animal Planet             | 1.75%            | 2,672                  |
| AMC                       | 2.61%            | 3,979                  |
| ABC Family                | 2.01%            | 3,061                  |
| A&E                       | 3.05%            | 4,647                  |
| NBC                       | 7.73%            | 11,766                 |
| FOX                       | 6.94%            | 10,570                 |
| CBS                       | 8.18%            | 12,457                 |
| ABC                       | 7.84%            | 11,945                 |
| <b>Total</b>              | <b>100%</b>      | <b>152,242</b>         |

**Q66 What magazines/newspapers do you read?  
(Please select all that apply)**

**Answered: 15989 Skipped 1818**



**Table for Q66 Percentages and Response totals on following page**

| <b>Answer Choices Q64</b>     | <b>Responses</b> | <b>Response Totals</b> |
|-------------------------------|------------------|------------------------|
| Not applicable                | 7%               | 2,333                  |
| Enfield Journal Inquirer      | 3%               | 965                    |
| New Britain Herald            | 3%               | 862                    |
| Torrington Register Citizen   | 1%               | 313                    |
| Meriden Record-Journal        | 3%               | 910                    |
| Waterbury Republican-American | 9%               | 2,735                  |
| Yankee Magazine               | 4%               | 1,379                  |
| New Haven Register            | 9%               | 2,874                  |
| New Haven Magazine            | 2%               | 519                    |
| Local Town Newspaper          | 20%              | 6,293                  |
| Hartford Magazine             | 4%               | 1,384                  |
| Hartford Courant              | 19%              | 6,132                  |
| Connecticut Post              | 2%               | 743                    |
| Connecticut Parent            | 1%               | 177                    |
| Connecticut Magazine          | 12%              | 3,722                  |
| Coastal Connecticut           | 1%               | 246                    |
| Business New Haven            | 1%               | 218                    |
| <b>Total</b>                  | <b>100%</b>      | <b>31,805</b>          |